

Uncommon Ground 6"

Collection	Uncommon Ground	
Style Number	0188V	
Construction	Heavy Commercial Luxury Vinyl Tile	
Class / ASTM F1700	Class III, Type B	
Finish	ExoGuard®	
	U.s.	Metric
Nominal Dimensions	6 in w x 36 in l	15 cm w x 92 cm l
Actual Dimensions	5.91 in w x 36.22 in l	15.01 cm w x 92.00 cm l
Wear Layer Thickness	20 mil (0.02 in)	0.51 mm
Overall Thickness	0.118 in	3 mm
Edge Profile	Squared Edge	
Installation Type	Dry Back	
Installation	Direct Glue	
Recommended Adhesive	S150-95 Resilient Tile Spray, , 4200 Resilient Tile 4 Gallon, 2200 Semi-Wet Resilient 4 Gallon Pail, 2200 Semi-Wet Resilient 1 Gallon Pail, or 4151 Multi-Use Premium 4 Gallon	

Packaging

Pieces Per Carton	24 pcs	
Area Per Carton	35.65 sq ft	3.31 sq m
Weight Per Carton	41.5 lbs	18.82 kg



Recommended Installation Method



Coordinating Products

LVT: Uncommon Ground 4"

Performance + Testing

Static Load (Astm F970)	Passes (Modified), *1500 lbs	*This Test Is Intended To Compare Relative Properties Of Different Styles And Constructions. Results Are Based On A Laboratory Test And Used For Comparative Purposes - Real Life Load Limit May Vary.
Residual Indentation (Astm F1914)	Passes	
Resistance To Heat (Astm F1514)	Passes	
Resistance To Light (Astm F1515)	Passes	
Resistance To Chemicals (Astm F925)	Passes	
Radiant Panel (Astm E648)	Passes, Class I	
Coefficient Of Friction (Astm D2407, Slip Resistance)	>0.6, meets the recommended static coefficient of friction for ADA walking surfaces and accessible routes	
Test Reports may be included or listed by the manufacturing/inventory style number as opposed to the noted selling style number.		

Warranties

- 15 Year Commercial Limited
- Commercial Limited Underbed Bond Warranty S150/4151/Lokworx+ Resilient

Diversity & Inclusion

We believe all humans are equal. Individually and collectively, we need to proactively create and promote opportunities that give everybody an equal footing in life. We nurture an environment where every voice and perspective can be heard, and proactively promote accessibility and inclusivity inside our network and beyond. One proof point is our ability to meet the criteria of the Social Fairness pillar of the Cradle to Cradle Product Standard. At Shaw Industries, we promote supplier participation that is reflective of Shaw’s diverse customer base and local community. More than 42% of our spend***** is with small and diverse businesses. We believe having a strong Supplier Diversity Program is strategic for bringing more innovation to our businesses and openingnew markets for growth.

Material Health & Environmental Certifications

Health & Wellbeing	
Material Ingredient Transparency	Health Product Declaration (HPD) 1000 ppm Disclosure
Indoor Air Quality	FloorScore® Certified
Climate Impact	
Environmental Product Declaration (EPD)	3rd Party Certified in Accordance with ISO 14025, EN 15804, & ISO 21930:2017
Embodied Carbon (Cradle to Gate)	6.05 Kg Co ₂ /M ²
Total Recycled Content	0% (Pre-Consumer 0% Post-Consumer 0%)
Global Product Assessment	CE Marking (EN 14041) 3rd Party Certified
	Country of Origin Imported

Green Leed Contribution Credit

MR Credit: Building Product Disclosure and Optimization
Material Ingredients - Option 1: Material Ingredient Reporting

MR Credit: Building Product Disclosure and Optimization
Environmental Product Declarations - Option 1: Environmental Product Declaration (EPD)

EQ Credit: Low Emitting Materials
Option 1: Product Category Calculations

[Installation Guidelines](#)

[Maintenance Guidelines](#)

Health Product Declaration (HPD) | 100 Ppm Disclosure

3rd Party Certified in Accordance with ISO 14025, EN 15804, & ISO 21930:2017

FloorScore Certified

Please visit www.shawcontract.com for the most current warranty information.


Specifications are subject to nominal manufacturing variance. Material supply and/or manufacturing processes may necessitate changes without notice.

This product is an exclusive design and may not be duplicated in any manner. Use of this design in the creation of another product design is also strictly prohibited.

*****Allowable spend is domestic (US) spend in categories in which we have diverse suppliers from which to choose. Compared to non-allowable spend which includes categories in which we do not have domestic, small or diverse suppliers available to meet our needs.

Visit shawcontract.com/testing for more information.

Available Colorways



Provence 02140
LRV 33.9 | L* 64.91
V2 - Slight Variation




Driftwood 02150
V2 - Slight Variation




Sand Dune 02160
V2 - Slight Variation



Gallery Maple 02200
V2 - Slight Variation



French Grey 02500
LRV 19.1 | L* 50.82
V3 - Moderate Variation




White Oak 02506
V2 - Slight Variation



Zen 02520
V2 - Slight Variation



Teak Light 02530
V3 - Moderate Variation




Brazilian Chry 02534
V3 - Moderate Variation




Telluride 02540
V4 - Substantial Variation




Teak Green 02544
V2 - Slight Variation




Skyline 02560
V2 - Slight Variation



Cikel Cherry 02571
V2 - Slight Variation




Asian Mahogany 02572
V2 - Slight Variation



Chocolate Chry 02573
V2 - Slight Variation



Whiskey Barrel 02580
V2 - Slight Variation



Olivewood 02700
V3 - Moderate Variation



Bamboo Natural 02701
V2 - Slight Variation



Color and Visual Variation Index

Shade and texture variation is inherent in all resilient products and can vary significantly from piece to piece. Samples should be used to assess color.

