

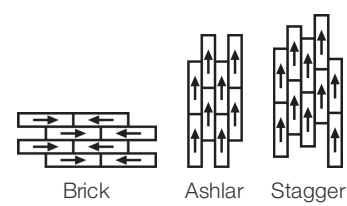
Stratum 500

Collection	Stratum	
Numéro De Style	023UV	
Construction	WPC Multicouche Avec Sous-Couche EN Liège Attachée	
classe	Class III, Type B	
Endos Intégrée	Liège	
Finition	ExoGuard®	
Dimensions Nominales	Impérial	Métrique
	5 in w x 48 in l	13 cm w x 122 cm l
	4.96 in w x 48.03 in l	12.60 cm w x 122.00 cm l
	20 mil (0.02 in)	0.51 mm
	0.315 in	8 mm
	Micro-Biseau	
	Click	
Installation Type	Floating Or Direct Glue	
Installation		
Adhésif Recommandé	, 4200 Resilient Tile 4 Gallon, 2200 Semi-Wet Resilient 4 Gallon Pail, 2200 Semi-Wet Resilient 1 Gallon Pail, , 4151 Multi-Use Premium 4 Gallon or SHAW 4100 4 GAL	

Emballage

Pièces Par Carton	16 pcs	
Surface Par Carton	26.47 sq ft	2.46 sq m
Poids Par Carton	44.09 lbs	20 kg

Méthodes d'Installation Conseillées



Coordination Des Produits

None: Stratum 1200
COREtec: Stratum 700, Stratum XI, Stratum Eiris, Stratum Linear, Defined

Garanties

[Limitée Commerciale De 15 Ans](#)

Attributs + Certifications

Health & Wellbeing

Material Ingredient Transparency

Health Product Declaration (HPD) | 1000 ppm Disclosure

Climate Impact

Environmental Product Declaration (EPD)

Certifié Par Une Tierce Partie Conformément Aux Normes ISO 14025, EN 15804 Et ISO 21930:2017

Total Recycled Content

0% (Pre-Consumer 0% | Post-Consumer 0%)

Global Product Assessment

Country of Origin | Imported

Contribution Au Certificat Vert Leed

« Crédit MR : Divulgarion et optimisation des produits de construction

« Crédit MR : Divulgarion et optimisation des produits de construction

Health Product Declaration (HPD) | 100 Ppm Disclosure

3rd Party Certified in Accordance with ISO 14025, EN 15804, & ISO 21930:2017

Installation Guidelines

Maintenance Guidelines

Please visit www.shawcontract.com for the most current warranty information.












Specifications are subject to nominal manufacturing variance. Material supply and/or manufacturing processes may necessitate changes without notice.

This product is an exclusive design and may not be duplicated in any manner. Use of this design in the creation of another product design is also strictly prohibited.

*****Allowable spend is domestic (US) spend in categories in which we have diverse suppliers from which to choose. Compared to non-allowable spend which includes categories in which we do not have domestic, small or diverse suppliers available to meet our needs.

Visit shawcontract.com/testing for more information.

Available Colorways

					
Acacia 00201 V4 - Substantial Variation	Mocha Oak 00202 V3 - Moderate Variation	Vintage Oak 00205 V2 - Slight Variation	Weathered Oak 00206 V3 - Moderate Variation	Limerick Oak 00207 V3 - Moderate Variation	Apalachicola Pine 00501 V4 - Substantial Variation
					
Targhee Walnut 00503 V1 - Uniform Appearance	Chattahoochee Oak 00504 V4 - Substantial Variation	Allegheny Maple 00505 V4 - Substantial Variation	Wimena Pine 00506 V2 - Slight Variation	Oconee Walnut 00507 V4 - Substantial Variation	Gallatin Hickor 00508 V4 - Substantial Variation

Color and Visual Variation Index

Shade and texture variation is inherent in all resilient products and can vary significantly from piece to piece. Samples should be used to assess color.



