

Strand

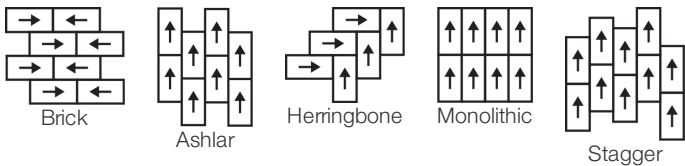
Collection	Surface + Strand	
Numéro De Style	0516V	
Construction	Carreau De Vinyle De Luxe Commercial Lourd	
classe	Class III, Type B	
Finition	ExoGuard®	
	Impérial	Métrique
Dimensions Nominales	18 in w x 36 in l	46 cm w x 91 cm l
Dimensions Réelles	18.00 in w x 36.00 in l	45.72 cm w x 91.44 cm l
Épaisseur De La Couche d'Usure	20 mil (0.02 in)	0.51 mm
Épaisseur Générale Du Produit	0.098 in	2.5 mm
Profil Du Bord	Bord Carré	
Installation Type	Dry Back	
Installation	Direct Glue	
Adhésif Recommandé	S150-95 Resilient Tile Spray, 4200 Resilient Tile 4 Gallon, 2200 Semi-Wet Resilient 4 Gallon Pail, 2200 Semi-Wet Resilient 1 Gallon Pail or 4151 Multi-Use Premium 4 Gallon	



Emballage

Pièces Par Carton	10 pcs	
Surface Par Carton	45 sq ft	4.18 sq m
Poids Par Carton	37.65 lbs	17.08 kg

Méthodes d'Installation Conseillées



Coordination Des Produits

LVT: Surface

performance + Tests et essai

charge statique (ASTM F970)  
poïonnement rémanent (ASTM F1914)  
résistance à la chaleur (ASTM F1514)  
résistance à la lumière (ASTM F1515)  
résistance chimique (ASTM F925)  
Essai au panneau radiant (Astm E648)  
coefficient de frottement (ASTM D2407,  
résistance au glissement)

Passes (Modified), \*1500 lbs

Passes

Passes

Passes

Passes

Passes, Class I

≥0.5, meets the recommended static coefficient of friction for ADA walking surfaces

\*This test is intended to compare relative properties of different styles and constructions. Results are based on a laboratory test and used for comparative purposes - real life load limit may vary.

Test Reports may be included or listed by the manufacturing/inventory style number as opposed to the noted selling style number.

## Garanties

[Commercial 15 Year Underbed Bond Warranty](#)

[Limitée Commerciale De 15 Ans](#)

## Diversity & Inclusion

We promote supplier participation that is reflective of Shaw Industries' diverse customer base and local community. We believe having a strong Supplier Diversity Program is strategic for bringing more innovation to our businesses and opening new markets for growth.

## Attributs + Certifications

### Health & Wellbeing

Material Ingredient Transparency

Indoor Air Quality

[Health Product Declaration \(HPD\) | 1000 ppm Disclosure](#)

[FloorScore® | Agréé](#)

### Climate Impact

Environmental Product Declaration (EPD)

Embodied Carbon (Cradle to Gate)

Life-Cycle Carbon Emissions

Total Recycled Content

[Certifié Par Une Tierce Partie Conformément Aux Normes ISO 14025, EN 15804 Et ISO 21930:2017](#)

7.31 Kg CO<sub>2</sub>/M<sup>2</sup>

Low Embodied Carbon

0% (Pre-Consumer 0% | Post-Consumer 0%)

### Global Product Assessment

CE Marking (EN 14041) | Certifié Par Un Tiers

Country of Origin | Imported

## WELL V2 Contribution Credit

X01 Fundamental Material Precautions Part 1: (C): Restrict Asbestos Precondition

**Absence of Asbestos**

X08 Réduction des matières dangereuses Partie 1 : Optimisation des limites des matières dangereuses – 1 pt

**Absence of Heavy Metals**

X10 Réduction des composés volatils Partie 1 (A) : Gérer l'optimisation des composés organiques volatils (COV) - 1 pt

**Absence of Halogenated Flame Retardants**

Partie 2 : Gérer l'optimisation des composés organiques semi-volatils (COSV) - 1 pt

**Ortho-Phthalates**

X11 Contrôle des émissions à long terme Partie 2 : Optimisation des revêtements de sol – 1 pt

**FloorScore Certificate**

## Contribution Au Certificat Vert Leed

« Crédit MR : Divulgence et optimisation des produits de construction

**Health Product Declaration (HPD) | 100 Ppm Disclosure**

« Crédit MR : Divulgence et optimisation des produits de construction

**3rd Party Certified in Accordance with ISO 14025, EN 15804, & ISO 21930:2017**

Crédit EQ : matériaux faibles émissions

**FloorScore Certified**

[Installation Guidelines](#)

[Maintenance Guidelines](#)




Please visit [www.shawcontract.com](http://www.shawcontract.com) for the most current warranty information.

Specifications are subject to nominal manufacturing variance. Material supply and/or manufacturing processes may necessitate changes without notice.

This product is an exclusive design and may not be duplicated in any manner. Use of this design in the creation of another product design is also strictly prohibited.

Visit [shawcontract.com/testing](http://shawcontract.com/testing) for more information.

Available Colorways

					
Wool 16115 LRV 38   L* 68.01 V2 - Slight Variation	Chalk 16515 LRV 58.4   L* 80.95 V2 - Slight Variation	Dune 16516 LRV 36.9   L* 67.19 V2 - Slight Variation	Pebble 16530 LRV 16.7   L* 47.87 V2 - Slight Variation	Silt 16595 LRV 9.8   L* 37.42 V2 - Slight Variation	Clay 16761 LRV 22.8   L* 54.91 V2 - Slight Variation

Color and Visual Variation Index

Shade and texture variation is inherent in all resilient products and can vary significantly from piece to piece. Samples should be used to assess color.

V1  Uniform Appearance	V2  Slight Variation	V3  Moderate Variation	V4  Substantial Variation
---	--	---	--

