

Grain Direct Glue

Collection	Grain + Pigment	
Style Number	0502V	
Construction	Heavy Commercial Luxury Vinyl Tile	
class	Class III, Type B	
Finish	ExoGuard®	
	U.s.	Metric
Nominal Dimensions	7 in w x 48 in l	18 cm w x 122 cm l
Actual Dimensions	7.00 in w x 48.00 in l	17.78 cm w x 121.92 cm l
Wear Layer Thickness	20 mil (0.02 in)	0.51 mm
Overall Product Thickness	0.098 in	2.5 mm
Edge Profile	Squared Edge	
Installation Type	Dry Back	
Installation	Direct Glue	
Recommended Adhesive	S150-95 Resilient Tile Spray, , 4200 Resilient Tile 4 Gallon, 2200 Semi-Wet Resilient 4 Gallon Pail, 2200 Semi-Wet Resilient 1 Gallon Pail, or 4151 Multi-Use Premium 4 Gallon	



Packaging

Pieces Per Box	15 pcs	
Area Per Box	34.98 sq ft	3.25 sq m
Weight Per Box	29.32 lbs	13.3 kg

Recommended Installation Method



Coordinating Products

LVT: Grain Floating, Pigment Floating, Pigment Direct Glue

performance + testing

residual indentation (ASTM F1914)	Passes
resistance to heat (ASTM F1514)	Passes
resistance to light (ASTM F1515)	Passes
resistance to chemicals (ASTM F925)	Passes
radiant panel (ASTM E648)	Passes, Class I
coefficient of friction (ASTM D2407, slip resistance)	>0.6, meets the recommended static coefficient of friction for ADA walking surfaces and accessible routes

Test Reports may be included or listed by the manufacturing/inventory style number as opposed to the noted selling style number.

Warranties

[15 Year Commercial Limited](#)
[Commercial 15 Year Underbed Bond Warranty](#)

Diversity & Inclusion

We promote supplier participation that is reflective of Shaw Industries' diverse customer base and local community. We believe having a strong Supplier Diversity Program is strategic for bringing more innovation to our businesses and opening new markets for growth.

Attributes + Certifications

Health & Wellbeing

Material Ingredient Transparency
Indoor Air Quality

[Health Product Declaration \(HPD\) | 1000 ppm Disclosure](#)
[FloorScore® | Certified](#)

Climate Impact

Environmental Product Declaration (EPD)

Embodied Carbon (Cradle to Gate)
Life-Cycle Carbon Emissions
Total Recycled Content

[3rd Party Certified in Accordance with ISO 14025, EN 15804, & ISO 21930:2017](#)
7.31 Kg CO₂/M²
Low Embodied Carbon
0% (Pre-Consumer 0% | Post-Consumer 0%)

Global Product Assessment

[CE Marking \(EN 14041\) | 3rd Party Certified](#)
[Country of Origin | Imported](#)

WELL V2 Contribution Credit

X01 Fundamental Material Precautions Part 1: (C): Restrict Asbestos Precondition
X08 Hazardous Material Reduction Part 1: Limit Hazardous Materials Optimization – 1 pt
X10 Volatile Compound Reduction Part 1 (A): Manage Volatile Organic Compounds (VOCs) Optimization – 1 pt
Part 2: Manage Semi-Volatile Organic Compounds (SVOCs) Optimization – 1 pt
X11 Long Term Emissions Control Part 2: Flooring Optimization – 1 pt

Absence of Asbestos
Absence of Heavy Metals
Absence of Halogenated Flame Retardants

Ortho-Phthalates
FloorScore Certificate

Green Leed Contribution Credit

MR Credit: Building Product Disclosure and Optimization
Material Ingredients - Option 1: Material Ingredient Reporting
MR Credit: Building Product Disclosure and Optimization
Environmental Product Declarations - Option 1: Environmental Product Declaration (EPD)
EQ Credit: Low Emitting Materials
Option 1: Product Category Calculations

Health Product Declaration (HPD) | 100 Ppm Disclosure

3rd Party Certified in Accordance with ISO 14025, EN 15804, & ISO 21930:2017
FloorScore® Certified










[Installation Guidelines](#)
[Maintenance Guidelines](#)

Please visit www.shawcontract.com for the most current warranty information.
Specifications are subject to nominal manufacturing variance. Material supply and/or manufacturing processes may necessitate changes without notice.

This product is an exclusive design and may not be duplicated in any manner. Use of this design in the creation of another product design is also strictly prohibited.

Visit shawcontract.com/testing for more information.

Available Colorways

 <div>Cocoa 64103 LRV 20.3 V2 - Slight Variation</div>	 <div>Glow 64105 LRV 36.8</div>	 <div>Parchment 64111 LRV 43.4 V2 - Slight Variation</div>	 <div>Alabaster 64114 LRV 47.9 V3 - Moderate Variation</div>	 <div>Buff 64140 LRV 30.3 V2 - Slight Variation</div>	 <div>Nutshell 64150 LRV 14.4 V2 - Slight Variation</div>
 <div>Ashen 64155 LRV 27.7 V2 - Slight Variation</div>	 <div>Bare 64200 LRV 43 V2 - Slight Variation</div>	 <div>Honey 64240 LRV 25.6 V2 - Slight Variation</div>	 <div>Fog 64327 LRV 22 V3 - Moderate Variation</div>	 <div>Alloy 64515 LRV 33.2</div>	 <div>Weathered 64518 LRV 31.8 V2 - Slight Variation</div>
 <div>Mercury 64530 LRV 26.9</div>	 <div>Char 64549 LRV 7.4 V2 - Slight Variation</div>	 <div>Cinder 64557 LRV 18</div>	 <div>Earthen 64710 LRV 10.4 V3 - Moderate Variation</div>	 <div>Bark 64720 LRV 14.1 V2 - Slight Variation</div>	 <div>Clove 64740 LRV 8 V2 - Slight Variation</div>
 <div>Chickory 64752 LRV 7.3 V2 - Slight Variation</div>	 <div>Russet 64760 LRV 7.9 V2 - Slight Variation</div>	 <div>Antler 64761 LRV 18.5 V2 - Slight Variation</div>	 <div>Ginger 64820 LRV 16.7 V2 - Slight Variation</div>		

Color and Visual Variation Index

Shade and texture variation is inherent in all resilient products and can vary significantly from piece to piece. Samples should be used to assess color.



