

Grain Direct Glue

Colección	Grain + Pigment	
Número De Estilo	0502V	
Construcción	Heavy Commercial Luxury Vinyl Tile	
clase	Class III, Type B	
Terminación	ExoGuard®	
	U.s.	Metric
Dimensiones Nominales	7 in w x 48 in l	18 cm w x 122 cm l
Dimensiones Reales	7.00 in w x 48.00 in l	17.78 cm w x 121.92 cm l
Desgaste De La Capa De Uso	20 mil (0.02 in)	0.51 mm
Espesor Total Del Producto	0.098 in	2.5 mm
Perfil De Borde	Borde Cuadrado	
Installation Type	Dry Back	
Instalación	Direct Glue	
Adhesivo Recomendado	S150-95 Resilient Tile Spray, , 4200 Resilient Tile 4 Gallon, 2200 Semi-Wet Resilient 4 Gallon Pail, 2200 Semi-Wet Resilient 1 Gallon Pail, or 4151 Multi-Use Premium 4 Gallon	



Embalaje

Piezas Por Caja	15 pcs	
Área Por Caja	34.98 sq ft	3.25 sq m
Peso Por Caja	29.32 lbs	13.3 kg

Método De Instalación Recomendado



Productos Que Combinan

LVT: Grain Floating, Pigment Floating, Pigment Direct Glue

desempeño + pruebas

margen adicional residual (ASTM F1914)	Passes
resistencia al calor (ASTM F1514)	Passes
resistencia a la luz (ASTM F1515)	Passes
resistencia a productos químicos (ASTM F925)	Passes
panel radiante (ASTM E648)	Passes, Class I
coeficiente de fricción (ASTM D2407, resistencia al deslizamiento)	>0.6, meets the recommended static coefficient of friction for ADA walking surfaces and accessible routes

Test Reports may be included or listed by the manufacturing/inventory style number as opposed to the noted selling style number.

Garantías

[15 Años Limitado A Uso Comercial](#)
[Commercial 15 Year Underbed Bond Warranty](#)

Diversity & Inclusion

We promote supplier participation that is reflective of Shaw Industries' diverse customer base and local community. We believe having a strong Supplier Diversity Program is strategic for bringing more innovation to our businesses and opening new markets for growth.

Atributos + Certificaciones

Health & Wellbeing

Material Ingredient Transparency

Indoor Air Quality

Health Product Declaration (HPD) | 1000 ppm Disclosure

FloorScore® | Certificado

Climate Impact

Environmental Product Declaration (EPD)

Embodied Carbon (Cradle to Gate)

Life-Cycle Carbon Emissions

Embodied Carbon (Cradle to Gate)

Total Recycled Content

Certificado Tercerizado De Acuerdo Con La Norma ISO 14025, EN 15804, & ISO 21930:2017

7.31 Kg CO₂/M²

Low Embodied Carbon

7.31 Kg CO₂/M²

0% (Pre-Consumer 0% | Post-Consumer 0%)

Global Product Assessment

CE Marking (EN 14041) | Certificado Tercerizado

Country of Origin | Imported

WELL V2 Contribution Credit

X01 Fundamental Material Precautions Part 1: (C): Restrict Asbestos Precondition

X08 Hazardous Material Reduction Part 1: Limit Hazardous Materials Optimization – 1 pt

X10 Volatile Compound Reduction Part 1 (A): Manage Volatile Organic Compounds (VOCs) Optimization – 1 pt

Part 2: Manage Semi-Volatile Organic Compounds (SVOCs) Optimization – 1 pt

X11 Long Term Emissions Control Part 2: Flooring Optimization – 1 pt

Absence of Asbestos**Absence of Heavy Metals****Absence of Halogenated Flame Retardants****Ortho-Phthalates****FloorScore Certificate**

Contribución Para Créditos Leed






















Crédito MR: Divulgación y optimización de productos de construcción
Ingredientes de materiales - Opción 1: Informe de ingredientes de los materialesCrédito MR: Divulgación y optimización de productos de construcción
Declaraciones ambientales de productos - Opción 1: Declaración ambiental de productos (EPD)Crédito EQ: Materiales de baja emisión
Opción 1: Cálculos de categoría de producto**Health Product Declaration (HPD) | 100 Ppm Disclosure****3rd Party Certified in Accordance with ISO 14025, EN 15804, & ISO 21930:2017****FloorScore® Certified**
[Installation Guidelines](#)
[Maintenance Guidelines](#)
Please visit www.shawcontract.com for the most current warranty information.

Specifications are subject to nominal manufacturing variance. Material supply and/or manufacturing processes may necessitate changes without notice.

This product is an exclusive design and may not be duplicated in any manner. Use of this design in the creation of another product design is also strictly prohibited.

Visit shawcontract.com/testing for more information.

Available Colorways

					
Cocoa 64103 LRV 20.3 V2 - Slight Variation	Glow 64105 LRV 36.8	Parchment 64111 LRV 43.4 V2 - Slight Variation	Alabaster 64114 LRV 47.9 V3 - Moderate Variation	Buff 64140 LRV 30.3 V2 - Slight Variation	Nutshell 64150 LRV 14.4 V2 - Slight Variation
					
Ashen 64155 LRV 27.7 V2 - Slight Variation	Bare 64200 LRV 43 V2 - Slight Variation	Honey 64240 LRV 25.6 V2 - Slight Variation	Fog 64327 LRV 22 V3 - Moderate Variation	Alloy 64515 LRV 33.2	Weathered 64518 LRV 31.8 V2 - Slight Variation
					
Mercury 64530 LRV 26.9	Char 64549 LRV 7.4 V2 - Slight Variation	Cinder 64557 LRV 18	Earthen 64710 LRV 10.4 V3 - Moderate Variation	Bark 64720 LRV 14.1 V2 - Slight Variation	Clove 64740 LRV 8 V2 - Slight Variation
					
Chickory 64752 LRV 7.3 V2 - Slight Variation	Russet 64760 LRV 7.9 V2 - Slight Variation	Antler 64761 LRV 18.5 V2 - Slight Variation	Ginger 64820 LRV 16.7 V2 - Slight Variation		

Color and Visual Variation Index

Shade and texture variation is inherent in all resilient products and can vary significantly from piece to piece. Samples should be used to assess color.

V1 	V2 	V3 	V4 
Uniform Appearance	Slight Variation	Moderate Variation	Substantial Variation

