

Grain Direct Glue

Collection	Grain + Pigment	
Style Number	0502V	
Construction	Heavy Commercial Luxury Vinyl Tile	
class	Class III, Type B	
Finish	ExoGuard®	
	U.s.	Metric
Nominal Dimensions	7 in w x 48 in l	18 cm w x 122 cm l
Actual Dimensions	7.00 in w x 48.00 in l	17.78 cm w x 121.92 cm l
Wear Layer Thickness	20 mil (0.02 in)	0.51 mm
Overall Product Thickness	0.098 in	2.5 mm
Edge Profile	Squared Edge	
Installation Type	Dry Back	
Installation	Direct Glue	
Recommended Adhesive	S150-95 Resilient Tile Spray, , 4200 Resilient Tile 4 Gallon, 2200 Semi-Wet Resilient 4 Gallon Pail, 2200 Semi-Wet Resilient 1 Gallon Pail, or 4151 Multi-Use Premium 4 Gallon	

Packaging

Pieces Per Box	15 pcs	
Area Per Box	34.98 sq ft	3.25 sq m
Weight Per Box	29.32 lbs	13.3 kg



Recommended Installation Method



Coordinating Products

LVT: Grain Floating, Pigment Floating, Pigment Direct Glue

performance + testing

residual indentation (ASTM F1914)	Passes
resistance to heat (ASTM F1514)	Passes
resistance to light (ASTM F1515)	Passes
resistance to chemicals (ASTM F925)	Passes
radiant panel (ASTM E648)	Passes, Class I

Test Reports may be included or listed by the manufacturing/inventory style number as opposed to the noted selling style number.

Warranties

[15 Year Commercial Limited](#)
[Commercial 15 Year Underbed Bond Warranty](#)

Diversity & Inclusion

We promote supplier participation that is reflective of Shaw Industries' diverse customer base and local community. We believe having a strong Supplier Diversity Program is strategic for bringing more innovation to our businesses and opening new markets for growth.

Attributes + Certifications

Health & Wellbeing

Material Ingredient Transparency
Indoor Air Quality

Health Product Declaration (HPD) | 1000 ppm Disclosure
FloorScore® | Certified

Climate Impact

Environmental Product Declaration (EPD)

Embodied Carbon (Cradle to Gate)
Life-Cycle Carbon Emissions
Total Recycled Content

3rd Party Certified in Accordance with ISO 14025, EN 15804, & ISO 21930:2017
7.31 Kg CO₂/M²
Low Embodied Carbon
0% (Pre-Consumer 0% | Post-Consumer 0%)

Global Product Assessment

CE Marking (EN 14041) | 3rd Party Certified
Country of Origin | Imported

WELL V2 Contribution Credit

X01 Fundamental Material Precautions Part 1: (C): Restrict Asbestos Precondition
X08 Hazardous Material Reduction Part 1: Limit Hazardous Materials Optimization – 1 pt
X10 Volatile Compound Reduction Part 1 (A): Manage Volatile Organic Compounds (VOCs) Optimization – 1 pt
Part 2: Manage Semi-Volatile Organic Compounds (SVOCs) Optimization – 1 pt
X11 Long Term Emissions Control Part 2: Flooring Optimization – 1 pt

Absence of Asbestos
Absence of Heavy Metals
Absence of Halogenated Flame Retardants

Ortho-Phthalates
FloorScore Certificate

Green Leed Contribution Credit

MR Credit: Building Product Disclosure and Optimization
Material Ingredients - Option 1: Material Ingredient Reporting

MR Credit: Building Product Disclosure and Optimization
Environmental Product Declarations - Option 1: Environmental Product Declaration (EPD)

EQ Credit: Low Emitting Materials
Option 1: Product Category Calculations

Health Product Declaration (HPD) | 100 Ppm Disclosure

3rd Party Certified in Accordance with ISO 14025, EN 15804, & ISO 21930:2017
FloorScore® Certified

[Installation Guidelines](#)
[Maintenance Guidelines](#)

Please visit www.shawcontract.com for the most current warranty information.
Specifications are subject to nominal manufacturing variance. Material supply and/or manufacturing processes may necessitate changes without notice.

This product is an exclusive design and may not be duplicated in any manner. Use of this design in the creation of another product design is also strictly prohibited.

Visit shawcontract.com/testing for more information.

Available Colorways



Cocoa 64103
LRV 20.3



Glow 64105
LRV 36.8
V3 - Moderate Variation




Parchment 64111
LRV 43.4



Alabaster 64114
LRV 47.9



Buff 64140
LRV 30.3



Nutshell 64150
LRV 14.4



Ashen 64155
LRV 27.7



Bare 64200
LRV 43



Honey 64240
LRV 25.6



Fog 64327
LRV 22



Alloy 64515
LRV 33.2



Weathered 64518
LRV 31.8


V3 - Moderate Variation



Mercury 64530
LRV 26.9



Char 64549
LRV 7.4



Cinder 64557
LRV 18



Earthen 64710
LRV 10.4



Bark 64720
LRV 14.1




Clove 64740
LRV 8

V3 - Moderate Variation

V2 - Slight Variation



Chickory 64752
LRV 7.3



Russet 64760
LRV 7.9



Antler 64761
LRV 18.5



Ginger 64820
LRV 16.7

Color and Visual Variation Index

Shade and texture variation is inherent in all resilient products and can vary significantly from piece to piece. Samples should be used to assess color.

V1



Uniform Appearance

V2



Slight Variation

V3



Moderate Variation

V4



Substantial Variation

