

Pigment Direct Glue

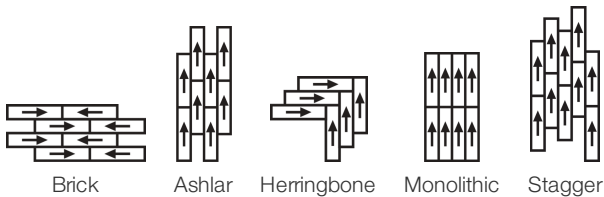
Collection	Grain + Pigment	
Style Number	0503V	
Construction	Heavy Commercial Luxury Vinyl Tile	
class	Class III, Type B	
Finish	ExoGuard®	
	U.s.	Metric
Nominal Dimensions	7 in w x 48 in l	18 cm w x 122 cm l
Actual Dimensions	7.00 in w x 48.00 in l	17.78 cm w x 121.92 cm l
Wear Layer Thickness	20 mil (0.02 in)	0.51 mm
Overall Product Thickness	0.098 in	2.5 mm
Edge Profile	Squared Edge	
Installation Type	Dry Back	
Installation	Direct Glue	
Recommended Adhesive	S150-95 Resilient Tile Spray, , 4200 Resilient Tile 4 Gallon, 2200 Semi-Wet Resilient 4 Gallon Pail, 2200 Semi-Wet Resilient 1 Gallon Pail, or 4151 Multi-Use Premium 4 Gallon	

Packaging

Pieces Per Box	15 pcs	
Area Per Box	34.98 sq ft	3.25 sq m
Weight Per Box	29.32 lbs	13.3 kg



Recommended Installation Method



Coordinating Products

LVT: Grain Floating, Pigment Floating, Grain Direct Glue

performance + testing

residual indentation (ASTM F1914)	Passes
resistance to heat (ASTM F1514)	Passes
resistance to light (ASTM F1515)	Passes
resistance to chemicals (ASTM F925)	Passes
radiant panel (ASTM E648)	Passes, Class I

Test Reports may be included or listed by the manufacturing/inventory style number as opposed to the noted selling style number.

Warranties

[Commercial 15 Year Underbed Bond Warranty](#)
[15 Year Commercial Limited](#)

Diversity & Inclusion

We promote supplier participation that is reflective of Shaw Industries' diverse customer base and local community. We believe having a strong Supplier Diversity Program is strategic for bringing more innovation to our businesses and opening new markets for growth.

Attributes + Certifications

Health & Wellbeing

Material Ingredient Transparency
 Indoor Air Quality

Health Product Declaration (HPD) | 1000 ppm Disclosure
 FloorScore® | Certified

Climate Impact

Environmental Product Declaration (EPD)

3rd Party Certified in Accordance with ISO 14025, EN 15804, & ISO 21930:2017

Embodied Carbon (Cradle to Gate)

7.31 Kg CO₂/M²

Life-Cycle Carbon Emissions

Low Embodied Carbon

Embodied Carbon (Cradle to Gate)

7.31 Kg CO₂/M²

Total Recycled Content

0% (Pre-Consumer 0% | Post-Consumer 0%)

Global Product Assessment

CE Marking (EN 14041) | 3rd Party Certified
 Country of Origin | Imported

WELL V2 Contribution Credit

X01 Fundamental Material Precautions Part 1: (C): Restrict Asbestos Precondition

Absence of Asbestos

X08 Hazardous Material Reduction Part 1: Limit Hazardous Materials Optimization – 1 pt

Absence of Heavy Metals

X10 Volatile Compound Reduction Part 1 (A): Manage Volatile Organic Compounds (VOCs) Optimization – 1 pt

Absence of Halogenated Flame Retardants

Part 2: Manage Semi-Volatile Organic Compounds (SVOCs) Optimization – 1 pt

Ortho-Phthalates

X11 Long Term Emissions Control Part 2: Flooring Optimization – 1 pt

FloorScore Certificate

Green Leed Contribution Credit

MR Credit: Building Product Disclosure and Optimization
 Material Ingredients - Option 1: Material Ingredient Reporting

Health Product Declaration (HPD) | 100 Ppm Disclosure

MR Credit: Building Product Disclosure and Optimization
 Environmental Product Declarations - Option 1: Environmental Product Declaration (EPD)

3rd Party Certified in Accordance with ISO 14025, EN 15804, & ISO 21930:2017

EQ Credit: Low Emitting Materials
 Option 1: Product Category Calculations

FloorScore® Certified













[Installation Guidelines](#)[Maintenance Guidelines](#)

Please visit www.shawcontract.com for the most current warranty information.
 Specifications are subject to nominal manufacturing variance. Material supply and/or manufacturing processes may necessitate changes without notice.

This product is an exclusive design and may not be duplicated in any manner. Use of this design in the creation of another product design is also strictly prohibited.

Visit shawcontract.com/testing for more information.

Available Colorways

					
Beige 65114 LRV 51.2 V1 - Uniform Appearance	Stone 65115 LRV 27.4 V1 - Uniform Appearance	Yellow 65201 LRV 46.5 V1 - Uniform Appearance	Green 65326 LRV 23.1 V1 - Uniform Appearance	Blue 65429 LRV 9.3 V1 - Uniform Appearance	Cyan 65436 LRV 19.2 V1 - Uniform Appearance
					
Bone 65515 LRV 54.1 V1 - Uniform Appearance	Grey 65530 LRV 27.5 V1 - Uniform Appearance	Charcoal 65595 LRV 11.5 V1 - Uniform Appearance	Orange 65675 LRV 21 V1 - Uniform Appearance	Taupe 65761 LRV 12.9 V1 - Uniform Appearance	Red 65855 LRV 11.6 V1 - Uniform Appearance

Color and Visual Variation Index

Shade and texture variation is inherent in all resilient products and can vary significantly from piece to piece. Samples should be used to assess color.

V1 	V2 	V3 	V4 
Uniform Appearance	Slight Variation	Moderate Variation	Substantial Variation

