

Pigment Direct Glue

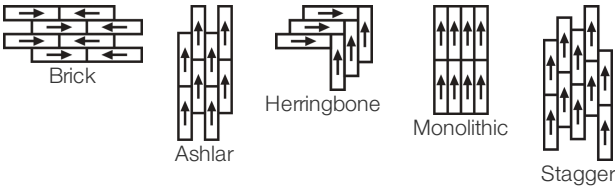
Collection	Grain + Pigment	
Numéro De Style	0503V	
Construction	Carreau De Vinyle De Luxe Commercial Lourd	
classe	Class III, Type B	
Finition	ExoGuard®	
	Impérial	Métrique
Dimensions Nominales	7 in w x 48 in l	18 cm w x 122 cm l
Dimensions Réelles	7.00 in w x 48.00 in l	17.78 cm w x 121.92 cm l
Épaisseur De La Couche d'Usure	20 mil (0.02 in)	0.51 mm
Épaisseur Générale Du Produit	0.098 in	2.5 mm
Profil Du Bord	Bord Carré	
Installation Type	Dry Back	
Installation	Direct Glue	
Adhésif Recommandé	S150-95 Resilient Tile Spray, 4200 Resilient Tile 4 Gallon, 2200 Semi-Wet Resilient 4 Gallon Pail, 2200 Semi-Wet Resilient 1 Gallon Pail or 4151 Multi-Use Premium 4 Gallon	



Emballage

Pièces Par Carton	15 pcs	
Surface Par Carton	34.98 sq ft	3.25 sq m
Poids Par Carton	29.32 lbs	13.3 kg

Méthodes d'Installation Conseillées



For accent only applications.

Coordination Des Produits

LVT: Grain Floating, Pigment Floating, Grain Direct Glue

performance + Tests et essai

poinçonnement rémanent (ASTM F1914)	Passes
résistance à la chaleur (ASTM F1514)	Passes
résistance à la lumière (ASTM F1515)	Passes
résistance chimique (ASTM F925)	Passes
Essai au panneau radiant (Astm E648)	Passes, Class I

Test Reports may be included or listed by the manufacturing/inventory style number as opposed to the noted selling style number.

Garanties

[Limitée Commerciale De 15 Ans](#)

[Commercial 15 Year Underbed Bond Warranty](#)

Diversity & Inclusion

We promote supplier participation that is reflective of Shaw Industries' diverse customer base and local community. We believe having a strong Supplier Diversity Program is strategic for bringing more innovation to our businesses and opening new markets for growth.

Attributs + Certifications

Health & Wellbeing

Material Ingredient Transparency

Indoor Air Quality

[Health Product Declaration \(HPD\) | 1000 ppm Disclosure](#)

[FloorScore® | Agréé](#)

Climate Impact

Environmental Product Declaration (EPD)

Embodied Carbon (Cradle to Gate)

Life-Cycle Carbon Emissions

Total Recycled Content

[Certifié Par Une Tierce Partie Conformément Aux Normes ISO 14025, EN 15804 Et ISO 21930:2017](#)

7.31 Kg CO₂/M²

Low Embodied Carbon

0% (Pre-Consumer 0% | Post-Consumer 0%)

Global Product Assessment

CE Marking (EN 14041) | Certifié Par Un Tiers

Country of Origin | Imported

WELL V2 Contribution Credit

X01 Fundamental Material Precautions Part 1: (C): Restrict Asbestos Precondition

Absence of Asbestos

X08 Réduction des matières dangereuses Partie 1 : Optimisation des limites des matières dangereuses – 1 pt

Absence of Heavy Metals

X10 Réduction des composés volatils Partie 1 (A) : Gérer l'optimisation des composés organiques volatils (COV) - 1 pt

Absence of Halogenated Flame Retardants

Partie 2 : Gérer l'optimisation des composés organiques semi-volatils (COSV) - 1 pt

Ortho-Phthalates

X11 Contrôle des émissions à long terme Partie 2 : Optimisation des revêtements de sol – 1 pt

FloorScore Certificate

Contribution Au Certificat Vert Leed

« Crédit MR : Divulgence et optimisation des produits de construction

Health Product Declaration (HPD) | 100 Ppm Disclosure

« Crédit MR : Divulgence et optimisation des produits de construction

3rd Party Certified in Accordance with ISO 14025, EN 15804, & ISO 21930:2017

Crédit EQ : matériaux faibles émissions

FloorScore Certified

[Installation Guidelines](#)

[Maintenance Guidelines](#)













Please visit www.shawcontract.com for the most current warranty information.

Specifications are subject to nominal manufacturing variance. Material supply and/or manufacturing processes may necessitate changes without notice.

This product is an exclusive design and may not be duplicated in any manner. Use of this design in the creation of another product design is also strictly prohibited.





Visit shawcontract.com/testing for more information.

Available Colorways

					
Beige 65114 LRV 51.2 V1 - Uniform Appearance	Stone 65115 LRV 27.4 V1 - Uniform Appearance	Yellow 65201 LRV 46.5 V1 - Uniform Appearance	Green 65326 LRV 23.1 V1 - Uniform Appearance	Blue 65429 LRV 9.3 V1 - Uniform Appearance	Cyan 65436 LRV 19.2 V1 - Uniform Appearance
					
Bone 65515 LRV 54.1 V1 - Uniform Appearance	Grey 65530 LRV 27.5 V1 - Uniform Appearance	Charcoal 65595 LRV 11.5 V1 - Uniform Appearance	Orange 65675 LRV 21 V1 - Uniform Appearance	Taupe 65761 LRV 12.9 V1 - Uniform Appearance	Red 65855 LRV 11.6 V1 - Uniform Appearance

Color and Visual Variation Index

Shade and texture variation is inherent in all resilient products and can vary significantly from piece to piece. Samples should be used to assess color.

V1 	V2 	V3 	V4 
Uniform Appearance	Slight Variation	Moderate Variation	Substantial Variation

