

Pigment Direct Glue

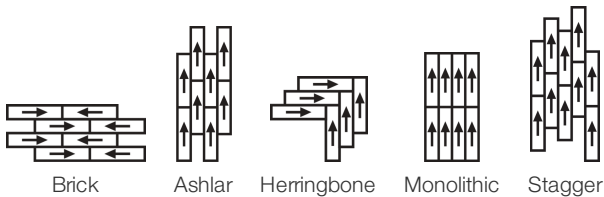
Coleção	Grain + Pigment	
Número Do Produto	0503V	
Construção	Heavy Commercial Luxury Vinyl Tile	
classe	Class III, Type B	
Acabamento	ExoGuard®	
	U.s.	Metric
Dimensões Nominais	7 in w x 48 in l	18 cm w x 122 cm l
Dimensões Reais	7.00 in w x 48.00 in l	17.78 cm w x 121.92 cm l
Espessura Da Camada De Uso	20 mil (0.02 in)	0.51 mm
Espessura Total Do Produto	0.098 in	2.5 mm
Perfil De Borda	Borda Quadrada	
Installation Type	Dry Back	
Instalação	Direct Glue	
Adesivo Recomendado	S150-95 Resilient Tile Spray, , 4200 Resilient Tile 4 Gallon, 2200 Semi-Wet Resilient 4 Gallon Pail, 2200 Semi-Wet Resilient 1 Gallon Pail, or 4151 Multi-Use Premium 4 Gallon	



Empacotamento

Peças Por Caixa	15 pcs	
Área Por Caixa	34.98 sq ft	3.25 sq m
Peso Por Caixa	29.32 lbs	13.3 kg

Método De Instalação Recomendado



Produtos Coordenados

LVT: Grain Floating, Pigment Floating, Grain Direct Glue

desempenho + teste

recuo residual (ASTM F1914)	Passes
resistência ao calor (ASTM F1514)	Passes
resistência à luz (ASTM F1515)	Passes
resistência a produtos químicos (ASTM F925)	Passes
painel radiante (ASTM E648)	Passes, Class I

Test Reports may be included or listed by the manufacturing/inventory style number as opposed to the noted selling style number.

Garantias

[15 Anos Comercial Limitada](#)
[Commercial 15 Year Underbed Bond Warranty](#)

Diversity & Inclusion

We promote supplier participation that is reflective of Shaw Industries' diverse customer base and local community. We believe having a strong Supplier Diversity Program is strategic for bringing more innovation to our businesses and opening new markets for growth.

Atributos + Certificações

Health & Wellbeing

Material Ingredient Transparency
Indoor Air Quality

Health Product Declaration (HPD) | 1000 ppm Disclosure
FloorScore® | Certificado

Climate Impact

Environmental Product Declaration (EPD)

3rd Party Certified De Acordo Com ISO 14025, EN 15804, & ISO 21930:2017

Embodied Carbon (Cradle to Gate)

7.31 Kg CO₂/M²

Life-Cycle Carbon Emissions

Low Embodied Carbon

Embodied Carbon (Cradle to Gate)

7.31 Kg CO₂/M²

Total Recycled Content

0% (Pre-Consumer 0% | Post-Consumer 0%)

Global Product Assessment

CE Marking (EN 14041) | Certificado 3rd Party
Country of Origin | Imported

WELL V2 Contribution Credit

X01 Fundamental Material Precautions Part 1: (C): Restrict Asbestos Precondition

Absence of Asbestos

X08 Hazardous Material Reduction Part 1: Limit Hazardous Materials Optimization – 1 pt

Absence of Heavy Metals

X10 Volatile Compound Reduction Part 1 (A): Manage Volatile Organic Compounds (VOCs) Optimization – 1 pt

Absence of Halogenated Flame Retardants

Part 2: Manage Semi-Volatile Organic Compounds (SVOCs) Optimization – 1 pt

Ortho-Phthalates

X11 Long Term Emissions Control Part 2: Flooring Optimization – 1 pt

FloorScore Certificate

Crédito De Contribuição

MR Credit: Divulgação e otimização de produtos de construção
Ingredientes materiais - Opção 1: Relatório de ingredientes materiais

Health Product Declaration (HPD) | 100 Ppm Disclosure

MR Credit: Divulgação e otimização de produtos de construção
Declarações ambientais do produto - Opção 1: Declaração ambiental do produto (EPD)

3rd Party Certified in Accordance with ISO 14025, EN 15804, & ISO 21930:2017

Crédito de EQ: Materiais de baixa emissão
Opção 1: cálculos de categoria de produto

FloorScore® Certified

[Installation Guidelines](#)

Please visit www.shawcontract.com for the most current warranty information.













[Maintenance Guidelines](#)

Specifications are subject to nominal manufacturing variance. Material supply and/or manufacturing processes may necessitate changes without notice.

This product is an exclusive design and may not be duplicated in any manner. Use of this design in the creation of another product design is also strictly prohibited.





Visit shawcontract.com/testing for more information.

Available Colorways

					
Beige 65114 LRV 51.2 V1 - Uniform Appearance	Stone 65115 LRV 27.4 V1 - Uniform Appearance	Yellow 65201 LRV 46.5 V1 - Uniform Appearance	Green 65326 LRV 23.1 V1 - Uniform Appearance	Blue 65429 LRV 9.3 V1 - Uniform Appearance	Cyan 65436 LRV 19.2 V1 - Uniform Appearance
					
Bone 65515 LRV 54.1 V1 - Uniform Appearance	Grey 65530 LRV 27.5 V1 - Uniform Appearance	Charcoal 65595 LRV 11.5 V1 - Uniform Appearance	Orange 65675 LRV 21 V1 - Uniform Appearance	Taupe 65761 LRV 12.9 V1 - Uniform Appearance	Red 65855 LRV 11.6 V1 - Uniform Appearance

Color and Visual Variation Index

Shade and texture variation is inherent in all resilient products and can vary significantly from piece to piece. Samples should be used to assess color.

V1 	V2 	V3 	V4 
Uniform Appearance	Slight Variation	Moderate Variation	Substantial Variation

