

Emerge

Collection	Noble Materials	
Style Number	0618V	
Construction	Heavy Commercial Luxury Vinyl Tile	
class	Class III, Type B	
Finish	ExoGuard®	
	U.s.	Metric
Nominal Dimensions	24 in w x 24 in l	60 cm w x 60 cm l
Actual Dimensions	23.62 in w x 23.62 in l	59.99 cm w x 59.99 cm l
Wear Layer Thickness	20 mil (0.02 in)	0.51 mm
Overall Product Thickness	0.098 in	2.5 mm
Edge Profile	Squared Edge	
Installation Type	Dry Back	
Installation	Direct Glue	
Recommended Adhesive	S150-95 Resilient Tile Spray, , 4200 Resilient Tile 4 Gallon, 2200 Semi-Wet Resilient 4 Gallon Pail, 2200 Semi-Wet Resilient 1 Gallon Pail, or 4151 Multi-Use Premium 4 Gallon	



Packaging

Pieces Per Box	17 pcs	
Area Per Box	65.88 sq ft	6.12 sq m
Weight Per Box	57.9 lbs	26.26 kg

Recommended Installation Method



Coordinating Products

Carpet Tile: Slab Tile, Honed Tile, Alchemy Tile, Form Tile
Broadloom: Monolith Woven, Base Metal Woven, Strata, Fault

Performance + Testing

Residual Indentation (Astm F1914)	Passes
Resistance To Heat (Astm F1514)	Passes
Resistance To Light (Astm F1515)	Passes
Resistance To Chemicals (Astm F925)	Passes
Radiant Panel (Astm E648)	Passes, Class I
Coefficient Of Friction (Astm D2407, Slip Resistance)	>0.6, meets the recommended static coefficient of friction for ADA walking surfaces and accessible routes

Test Reports may be included or listed by the manufacturing/inventory style number as opposed to the noted selling style number.

Warranties

[15 Year Commercial Limited](#)
[Commercial 15 Year Underbed Bond Warranty](#)

Diversity & Inclusion

We believe all humans are equal. Individually and collectively, we need to proactively create and promote opportunities that give everybody an equal footing in life. We nurture an environment where every voice and perspective can be heard, and proactively promote accessibility and inclusivity inside our network and beyond. One proof point is our ability to meet the criteria of the Social Fairness pillar of the Cradle to Cradle Product Standard. At Shaw Industries, we promote supplier participation that is reflective of Shaw's diverse customer base and local community. More than 42% of our spend***** is with small and diverse businesses. We believe having a strong Supplier Diversity Program is strategic for bringing more innovation to our businesses and openingnew markets for growth.

Attributes + Certifications

Health & Wellbeing

Material Ingredient Transparency
Indoor Air Quality

Health Product Declaration (HPD) | 1000 ppm Disclosure
FloorScore® | Certified

Climate Impact

Environmental Product Declaration (EPD)

Embodied Carbon (Cradle to Gate)
Total Recycled Content

3rd Party Certified in Accordance with ISO 14025, EN 15804, & ISO 21930:2017
6.05 Kg Co₂/M²
0% (Pre-Consumer 0% | Post-Consumer 0%)

Global Product Assessment

CE Marking (EN 14041) | 3rd Party Certified
Country of Origin | Imported

Green Leed Contribution Credit

MR Credit: Building Product Disclosure and Optimization
Material Ingredients - Option 1: Material Ingredient Reporting

MR Credit: Building Product Disclosure and Optimization
Environmental Product Declarations - Option 1: Environmental Product Declaration (EPD)

EQ Credit: Low Emitting Materials
Option 1: Product Category Calculations

Health Product Declaration (HPD) | 100 Ppm Disclosure

3rd Party Certified in Accordance with ISO 14025, EN 15804, & ISO 21930:2017
FloorScore Certified

[Installation Guidelines](#)
[Maintenance Guidelines](#)


Please visit www.shawcontract.com for the most current warranty information.
Specifications are subject to nominal manufacturing variance. Material supply and/or manufacturing processes may necessitate changes without notice.

This product is an exclusive design and may not be duplicated in any manner. Use of this design in the creation of another product design is also strictly prohibited.

*****Allowable spend is domestic (US) spend in categories in which we have diverse suppliers from which to choose. Compared to non-allowable spend which includes categories in which we do not have domestic, small or diverse suppliers available to meet our needs.

Visit shawcontract.com/testing for more information.


Available Colorways



Carrara Silver 181100
V2 - Slight Variation




Alabaster Gold 18111
V2 - Slight Variation




Colossal Bismut 18496
V2 - Slight Variation




Onyx Silver 18505
V2 - Slight Variation



Element Platinu 18506
V2 - Slight Variation



Forge Platinum 18518
V2 - Slight Variation



Talc Platinum 18535
V2 - Slight Variation



Cornerstone Cop 18555
V2 - Slight Variation




Slate Palladium 18595
V2 - Slight Variation

Color and Visual Variation Index


Shade and texture variation is inherent in all resilient products and can vary significantly from piece to piece. Samples should be used to assess color.

V1




Uniform Appearance

V2




Slight Variation

V3



Moderate Variation

V4



Substantial Variation