

Solitude

Collection	Solitude	
Style Number	0648V	
Construction	Heavy Commercial Luxury Vinyl Tile With Fiberglass	
Class / ASTM F1700	Class III, Type B	
Finish	ExoGuard®	
	U.s.	Metric
Nominal Dimensions	6 in w x 48 in l	15 cm w x 122 cm l
Actual Dimensions	6.00 in w x 48.00 in l	15.24 cm w x 121.92 cm l
Wear Layer Thickness	20 mil (0.02 in)	0.51 mm
Overall Thickness	0.197 in	5 mm
Edge Profile	Squared Edge	
Installation Type	Dry Back	
Installation	Direct Glue	
Recommended Adhesive	S150-95 Resilient Tile Spray, , 4200 Resilient Tile 4 Gallon, 2200 Semi-Wet Resilient 4 Gallon Pail, 2200 Semi-Wet Resilient 1 Gallon Pail, or 4151 Multi-Use Premium 4 Gallon	



Packaging

Pieces Per Carton	10 pcs	
Area Per Carton	20 sq ft	1.86 sq m
Weight Per Carton	35.1 lbs	15.92 kg

Recommended Installation Method



Performance + Testing

Static Load (ASTM F970)	Passes (Modified), *1500 lbs	*This test is intended to compare relative properties of different styles and constructions. Results are based on a laboratory test and used for comparative purposes - real life load limit may vary.
Residual Indentation (ASTM F1914)	Passes	
Resistance to Heat (ASTM F1514)	Passes	
Resistance to Light (ASTM F1515)	Passes	
Resistance to Chemicals (ASTM F925)	Passes	
Smoke Density (ASTM E662, Flaming Mode)	Passes	>0.6, meets the recommended static coefficient of friction for ADA walking surfaces and accessible routes
Radiant Panel (ASTM E648)	Passes, Class I	
coefficient of friction (ASTM D2407, slip resistance)		

Test Reports may be included or listed by the manufacturing/inventory style number as opposed to the noted selling style number.

Warranties

[15 Year Commercial Limited](#)
[Commercial 15 Year Underbed Bond Warranty](#)

Diversity & Inclusion

We promote supplier participation that is reflective of Shaw Industries' diverse customer base and local community. We believe having a strong Supplier Diversity Program is strategic for bringing more innovation to our businesses and opening new markets for growth.

Material Health & Environmental Certifications

Health & Wellbeing	
Material Ingredient Transparency	Health Product Declaration (HPD) 1000 ppm Disclosure
Indoor Air Quality	FloorScore® Certified
Climate Impact	
Environmental Product Declaration (EPD)	3rd Party Certified in Accordance with ISO 14025, EN 15804, & ISO 21930:2017
Embodied Carbon (Cradle to Gate)	11.59 Kg CO ₂ /M ²
Total Recycled Content	0% (Pre-Consumer 0% Post-Consumer 0%)
Global Product Assessment	CE Marking (EN 14041) 3rd Party Certified
	Country of Origin Imported

WELL V2 Contribution Credit

X01 Fundamental Material Precautions Part 1: (C): Restrict Asbestos Precondition	Absence of Asbestos
X08 Hazardous Material Reduction Part 1: Limit Hazardous Materials Optimization – 1 pt	Absence of Heavy Metals
X10 Volatile Compound Reduction Part 1 (A): Manage Volatile Organic Compounds (VOCs) Optimization – 1 pt	Absence of Halogenated Flame Retardants
Part 2: Manage Semi-Volatile Organic Compounds (SVOCs) Optimization – 1 pt	Ortho-Phthalates
X11 Long Term Emissions Control Part 2: Flooring Optimization – 1 pt	FloorScore Certificate

Green Leed Contribution Credit

MR Credit: Building Product Disclosure and Optimization Material Ingredients - Option 1: Material Ingredient Reporting	Health Product Declaration (HPD) 100 Ppm Disclosure
MR Credit: Building Product Disclosure and Optimization Environmental Product Declarations - Option 1: Environmental Product Declaration (EPD)	3rd Party Certified in Accordance with ISO 14025, EN 15804, & ISO 21930:2017
EQ Credit: Low Emitting Materials Option 1: Product Category Calculations	FloorScore® Certified

[Installation Guidelines](#)
[Maintenance Guidelines](#)

Please visit www.shawcontract.com for the most current warranty information.
Specifications are subject to nominal manufacturing variance. Material supply and/or manufacturing processes may necessitate changes without notice.

This product is an exclusive design and may not be duplicated in any manner. Use of this design in the creation of another product design is also strictly prohibited.





Visit shawcontract.com/testing for more information.

Available Colorways

					
Cocoa 48103 LRV 20.8 L* 52.74 V2 - Slight Variation	Cottonwood 48120 LRV 42.5 L* 71.25 V2 - Slight Variation	Natural 48250 LRV 28.7 L* 60.55 V2 - Slight Variation	Smoke 48506 LRV 26.3 L* 58.3 V2 - Slight Variation	Fawn 48516 LRV 25.7 L* 57.74 V2 - Slight Variation	Urban Ash 48540 V2 - Slight Variation
					
Char 48549 LRV 7.2 L* 32.3 V2 - Slight Variation	Pewter 48595 LRV 22.6 L* 54.67 V2 - Slight Variation	French Grey 48599 LRV 20.8 L* 52.69 V3 - Moderate Variation	Mink 48720 LRV 16.8 L* 47.99 V3 - Moderate Variation	Woodland 48760 LRV 17.2 L* 48.51 V2 - Slight Variation	Umber 48761 LRV 11 L* 39.65 V2 - Slight Variation

Color and Visual Variation Index

Shade and texture variation is inherent in all resilient products and can vary significantly from piece to piece. Samples should be used to assess color.

V1		V2		V3		V4	
	Uniform Appearance		Slight Variation		Moderate Variation		Substantial Variation

