

Intricate

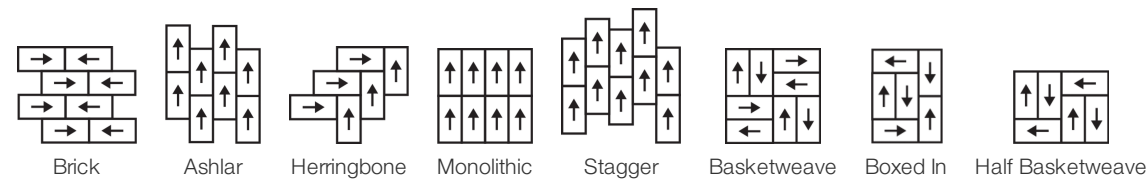
Collection	Modern Edit	
Style Number	0692V	
Construction class	Heavy Commercial Luxury Vinyl Tile	
Finish	Class III, Type B	
	ExoGuard®	
	U.s.	Metric
Nominal Dimensions	12 in w x 24 in l	30 cm w x 60 cm l
Actual Dimensions	11.81 in w x 23.62 in l	30.00 cm w x 59.99 cm l
Wear Layer Thickness	20 mil (0.02 in)	0.51 mm
Overall Product Thickness	0.098 in	2.5 mm
Edge Profile	Squared Edge	
Installation Type	Dry Back	
Installation	Direct Glue	
Recommended Adhesive	S150-95 Resilient Tile Spray, , 4200 Resilient Tile 4 Gallon, 2200 Semi-Wet Resilient 4 Gallon Pail, 2200 Semi-Wet Resilient 1 Gallon Pail, or 4151 Multi-Use Premium 4 Gallon	



Packaging

Pieces Per Box	22 pcs	
Area Per Box	42.63 sq ft	3.96 sq m
Weight Per Box	41.9 lbs	19.01 kg

Recommended Installation Method



Coordinating Products

Carpet Tile: Rethread Tile, Omate Tile  
Broadloom: Edition, Inherit

Performance + Testing

Residual Indentation (Astm F1914)	Passes
Resistance To Heat (Astm F1514)	Passes
Resistance To Light (Astm F1515)	Passes
Resistance To Chemicals (Astm F925)	Passes
Radiant Panel (Astm E648)	Passes, Class I
Coefficient Of Friction (Astm D2407, Slip Resistance)	>0.6, meets the recommended static coefficient of friction for ADA walking surfaces and accessible routes

Test Reports may be included or listed by the manufacturing/inventory style number as opposed to the noted selling style number.

Warranties

[15 Year Commercial Limited](#)  
[Commercial 15 Year Underbed Bond Warranty](#)

Diversity & Inclusion

We believe all humans are equal. Individually and collectively, we need to proactively create and promote opportunities that give everybody an equal footing in life. We nurture an environment where every voice and perspective can be heard, and proactively promote accessibility and inclusivity inside our network and beyond. One proof point is our ability to meet the criteria of the Social Fairness pillar of the Cradle to Cradle Product Standard. At Shaw Industries, we promote supplier participation that is reflective of Shaw's diverse customer base and local community. More than 42% of our spend\*\*\*\*\* is with small and diverse businesses. We believe having a strong Supplier Diversity Program is strategic for bringing more innovation to our businesses and openingnew markets for growth.

Attributes + Certifications

Health & Wellbeing

Material Ingredient Transparency  
Indoor Air Quality

Health Product Declaration (HPD) | 1000 ppm Disclosure  
FloorScore® | Certified

Climate Impact

Environmental Product Declaration (EPD)  
  
Embodied Carbon (Cradle to Gate)  
Total Recycled Content

3rd Party Certified in Accordance with ISO 14025, EN 15804, & ISO 21930:2017  
6.05 Kg Co<sub>2</sub>/M<sup>2</sup>  
0% (Pre-Consumer 0% | Post-Consumer 0%)

Global Product Assessment

CE Marking (EN 14041) | 3rd Party Certified  
Country of Origin | Imported

Green Leed Contribution Credit

MR Credit: Building Product Disclosure and Optimization  
Material Ingredients - Option 1: Material Ingredient Reporting  
  
MR Credit: Building Product Disclosure and Optimization  
Environmental Product Declarations - Option 1: Environmental Product Declaration (EPD)  
  
EQ Credit: Low Emitting Materials  
Option 1: Product Category Calculations

Health Product Declaration (HPD) | 100 Ppm Disclosure  
  
3rd Party Certified in Accordance with ISO 14025, EN 15804, & ISO 21930:2017  
FloorScore Certified

[Installation Guidelines](#)  
[Maintenance Guidelines](#)













Please visit [www.shawcontract.com](http://www.shawcontract.com) for the most current warranty information.  
Specifications are subject to nominal manufacturing variance. Material supply and/or manufacturing processes may necessitate changes without notice.

This product is an exclusive design and may not be duplicated in any manner. Use of this design in the creation of another product design is also strictly prohibited.

\*\*\*\*\*Allowable spend is domestic (US) spend in categories in which we have diverse suppliers from which to choose. Compared to non-allowable spend which includes categories in which we do not have domestic, small or diverse suppliers available to meet our needs.

Visit [shawcontract.com/testing](http://shawcontract.com/testing) for more information.

Available Colorways

 <div>Alabaster 92100 LRV 46.1   L* 73.63 V2 - Slight Variation</div>	 <div>Ceramic 92144 V2 - Slight Variation</div>	 <div>Urn 92155 V2 - Slight Variation</div>	 <div>Bone 92156 V2 - Slight Variation</div>	 <div>Linden 92325 V2 - Slight Variation</div>	 <div>Reflect 92405 V2 - Slight Variation</div>
 <div>Iconic 92429 V2 - Slight Variation</div>	 <div>Linen 92504 V2 - Slight Variation</div>	 <div>Mercury Glass 92515 LRV 28.9   L* 60.71 V2 - Slight Variation</div>	 <div>Mirror 92535 LRV 24.5   L* 56.55 V2 - Slight Variation</div>	 <div>Relic 92595 V2 - Slight Variation</div>	 <div>Antique Bronze 92760 V2 - Slight Variation</div>

Color and Visual Variation Index

Shade and texture variation is inherent in all resilient products and can vary significantly from piece to piece. Samples should be used to assess color.

