

Intricate

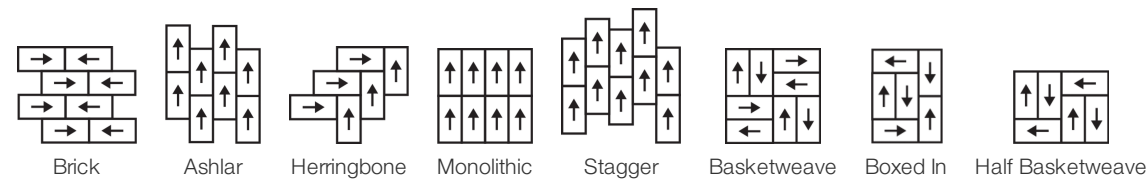
Collection	Modern Edit	
Numéro De Style	0692V	
Construction	Carreau De Vinyle De Luxe Commercial Lourd	
classe	Class III, Type B	
Finition	ExoGuard®	
	Impérial	Métrique
Dimensions Nominales	12 in w x 24 in l	30 cm w x 60 cm l
Dimensions Réelles	11.81 in w x 23.62 in l	30.00 cm w x 59.99 cm l
Épaisseur De La Couche d'Usure	20 mil (0.02 in)	0.51 mm
Épaisseur Générale Du Produit	0.098 in	2.5 mm
Profil Du Bord	Bord Carré	
Installation Type	Dry Back	
Installation	Direct Glue	
Adhésif Recommandé	S150-95 Resilient Tile Spray, , 4200 Resilient Tile 4 Gallon, 2200 Semi-Wet Resilient 4 Gallon Pail, 2200 Semi-Wet Resilient 1 Gallon Pail, or 4151 Multi-Use Premium 4 Gallon	



Emballage

Pièces Par Carton	22 pcs	
Surface Par Carton	42.63 sq ft	3.96 sq m
Poids Par Carton	41.9 lbs	19.01 kg

Méthodes d'Installation Conseillées



Coordination Des Produits

Carpet Tile: Rethread Tile, Omate Tile  
Broadloom: Edition, Inherit

Performance + Tests Et Essai

Poinçonnement Rémanent (Astm F1914)	Passes
Résistance À La Chaleur (Astm F1514)	Passes
Résistance À La Lumière (Astm F1515)	Passes
Résistance Chimique (Astm F925)	Passes
Essai Au Panneau Radiant (Astm E648)	Passes, Class I
Coefficient De Frottement (Astm D2407, Résistance Au Glissement)	>0.6, meets the recommended static coefficient of friction for ADA walking surfaces and accessible routes

Test Reports may be included or listed by the manufacturing/inventory style number as opposed to the noted selling style number.

Garanties

[Limitée Commerciale De 15 Ans](#)  
[Commercial 15 Year Underbed Bond Warranty](#)

Diversity & Inclusion

We believe all humans are equal. Individually and collectively, we need to proactively create and promote opportunities that give everybody an equal footing in life. We nurture an environment where every voice and perspective can be heard, and proactively promote accessibility and inclusivity inside our network and beyond. One proof point is our ability to meet the criteria of the Social Fairness pillar of the Cradle to Cradle Product Standard. At Shaw Industries, we promote supplier participation that is reflective of Shaw's diverse customer base and local community. More than 42% of our spend\*\*\*\*\* is with small and diverse businesses. We believe having a strong Supplier Diversity Program is strategic for bringing more innovation to our businesses and openingnew markets for growth.

Attributs + Certifications

Health & Wellbeing

Material Ingredient Transparency  
Indoor Air Quality

Health Product Declaration (HPD) | 1000 ppm Disclosure  
FloorScore® | Agréé

Climate Impact

Environmental Product Declaration (EPD)  
  
Embodied Carbon (Cradle to Gate)  
Total Recycled Content

Certifié Par Une Tierce Partie Conformément Aux Normes ISO 14025, EN 15804 Et ISO 21930:2017  
6.05 Kg Co<sub>2</sub>/M<sup>2</sup>  
0% (Pre-Consumer 0% | Post-Consumer 0%)

Global Product Assessment

CE Marking (EN 14041) | Certifié Par Un Tiers  
Country of Origin | Imported

Contribution Au Certificat Vert Leed

- « Crédit MR : Divulcation et optimisation des produits de construction
- « Crédit MR : Divulcation et optimisation des produits de construction

Crédit EQ : matériaux faibles émissions

[Installation Guidelines](#)  
[Maintenance Guidelines](#)













**Health Product Declaration (HPD) | 100 Ppm Disclosure**  
**3rd Party Certified in Accordance with ISO 14025, EN 15804, & ISO 21930:2017**  
**FloorScore Certified**

Please visit [www.shawcontract.com](http://www.shawcontract.com) for the most current warranty information.  
Specifications are subject to nominal manufacturing variance. Material supply and/or manufacturing processes may necessitate changes without notice.

This product is an exclusive design and may not be duplicated in any manner. Use of this design in the creation of another product design is also strictly prohibited.  
\*\*\*\*\*Allowable spend is domestic (US) spend in categories in which we have diverse suppliers from which to choose. Compared to non-allowable spend which includes categories in which we do not have domestic, small or diverse suppliers available to meet our needs.

Visit [shawcontract.com/testing](http://shawcontract.com/testing) for more information.

Available Colorways

					
Alabaster 92100 LRV 46.1   L* 73.63 V2 - Slight Variation	Ceramic 92144 V2 - Slight Variation	Urn 92155 V2 - Slight Variation	Bone 92156 V2 - Slight Variation	Linden 92325 V2 - Slight Variation	Reflect 92405 V2 - Slight Variation
					
Iconic 92429 V2 - Slight Variation	Linen 92504 V2 - Slight Variation	Mercury Glass 92515 LRV 28.9   L* 60.71 V2 - Slight Variation	Mirror 92535 LRV 24.5   L* 56.55 V2 - Slight Variation	Relic 92595 V2 - Slight Variation	Antique Bronze 92760 V2 - Slight Variation

Color and Visual Variation Index

Shade and texture variation is inherent in all resilient products and can vary significantly from piece to piece. Samples should be used to assess color.

