

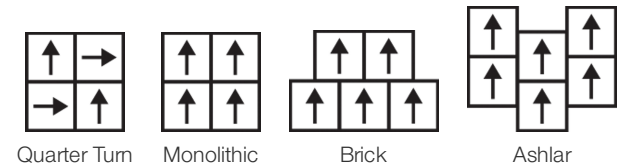
Cut

Collection	Natural Choreography	
Style Number	0922V	
Construction	Heavy Commercial Luxury Vinyl Tile With Fiberglass	
class	Class III, Type B	
Finish	ExoGuard®	
	U.s.	Metric
Nominal Dimensions	18 in w x 18 in l	46 cm w x 46 cm l
Actual Dimensions	18.00 in w x 18.00 in l	45.72 cm w x 45.72 cm l
Wear Layer Thickness	20 mil (0.02 in)	0.51 mm
Overall Product Thickness	0.197 in	5 mm
Edge Profile	Squared Edge	
Installation Type	Dry Back	
Installation	Direct Glue	
Recommended Adhesive	S150-95 Resilient Tile Spray, , 4200 Resilient Tile 4 Gallon, 2200 Semi-Wet Resilient 4 Gallon Pail, 2200 Semi-Wet Resilient 1 Gallon Pail, or 4151 Multi-Use Premium 4 Gallon	

Packaging

Pieces Per Box	10 pcs	
Area Per Box	22.5 sq ft	2.09 sq m
Weight Per Box	30.86 lbs	14 kg

Recommended Installation Method



Performance + Testing

Resistance To Heat (Astm F1514)	Passes
Resistance To Light (Astm F1515)	Passes
Resistance To Chemicals (Astm F925)	Passes
Radiant Panel (Astm E648)	Passes, Class I
Coefficient Of Friction (Astm D2407, Slip Resistance)	≥0.5, meets the recommended static coefficient of friction for ADA walking surfaces

Test Reports may be included or listed by the manufacturing/inventory style number as opposed to the noted selling style number.

Warranties

- [15 Year Commercial Limited](#)
- [Commercial 15 Year Underbed Bond Warranty](#)

Diversity & Inclusion

We believe all humans are equal. Individually and collectively, we need to proactively create and promote opportunities that give everybody an equal footing in life. We nurture an environment where every voice and perspective can be heard, and proactively promote accessibility and inclusivity inside our network and beyond. One proof point is our ability to meet the criteria of the Social Fairness pillar of the Cradle to Cradle Product Standard. At Shaw Industries, we promote supplier participation that is reflective of Shaw's diverse customer base and local community. More than 42% of our spend\*\*\*\*\* is with small and diverse businesses. We believe having a strong Supplier Diversity Program is strategic for bringing more innovation to our businesses and openingnew markets for growth.

Attributes + Certifications

Health & Wellbeing	
Material Ingredient Transparency	Health Product Declaration (HPD)   1000 ppm Disclosure FloorScore®   Certified
Indoor Air Quality	
Climate Impact	
Environmental Product Declaration (EPD)	3rd Party Certified in Accordance with ISO 14025, EN 15804, & ISO 21930:2017 7.31 Kg Co <sub>2</sub> /M <sup>2</sup> 0% (Pre-Consumer 0%   Post-Consumer 0%)
Embodied Carbon (Cradle to Gate)	
Total Recycled Content	
Global Product Assessment	Country of Origin   Imported

Green Leed Contribution Credit

MR Credit: Building Product Disclosure and Optimization Material Ingredients - Option 1: Material Ingredient Reporting	Health Product Declaration (HPD)   100 Ppm Disclosure
MR Credit: Building Product Disclosure and Optimization Environmental Product Declarations - Option 1: Environmental Product Declaration (EPD)	3rd Party Certified in Accordance with ISO 14025, EN 15804, & ISO 21930:2017
EQ Credit: Low Emitting Materials Option 1: Product Category Calculations	FloorScore Certified

[Installation Guidelines](#)  
[Maintenance Guidelines](#)


Please visit [www.shawcontract.com](http://www.shawcontract.com) for the most current warranty information. Specifications are subject to nominal manufacturing variance. Material supply and/or manufacturing processes may necessitate changes without notice.

This product is an exclusive design and may not be duplicated in any manner. Use of this design in the creation of another product design is also strictly prohibited.


\*\*\*\*\*Allowable spend is domestic (US) spend in categories in which we have diverse suppliers from which to choose. Compared to non-allowable spend which includes categories in which we do not have domestic, small or diverse suppliers available to meet our needs.

Visit [shawcontract.com/testing](http://shawcontract.com/testing) for more information.


Available Colorways




E cru 22103  
LRV 29.7 | L\* 61.38  
V2 - Slight Variation




Mushroom 22155  
LRV 21.7 | L\* 53.72  
V2 - Slight Variation




Talc 22174  
LRV 24.7 | L\* 56.74  
V2 - Slight Variation




Honey 22280  
LRV 16.1 | L\* 47.13  
V2 - Slight Variation




Charcoal 22549  
LRV 11.3 | L\* 40.13  
V2 - Slight Variation



Ash 22599  
LRV 16.1 | L\* 47.04  
V2 - Slight Variation



Cacao 22704  
LRV 8.4 | L\* 34.77  
V2 - Slight Variation



Sienna 22760  
LRV 8.8 | L\* 35.66  
V2 - Slight Variation

Color and Visual Variation Index

Shade and texture variation is inherent in all resilient products and can vary significantly from piece to piece. Samples should be used to assess color.

