

Cut

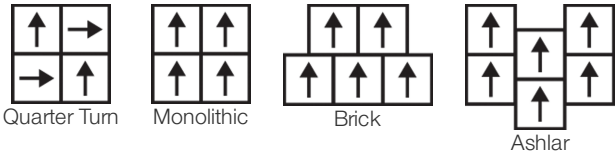
Colección	Natural Choreography	
Número De Estilo	0922V	
Construcción	Módulo De Lvt Comercial De Tráfico Severo Con Fibra De Vidrio	
clase	Class III, Type B	
Terminación	ExoGuard®	
	U.s.	Metric
Dimensiones Nominales	18 in w x 18 in l	46 cm w x 46 cm l
Dimensiones Reales	18.00 in w x 18.00 in l	45.72 cm w x 45.72 cm l
Desgaste De La Capa De Uso	20 mil (0.02 in)	0.51 mm
Espesor Total Del Producto	0.197 in	5 mm
Perfil De Borde	Borde Cuadrado	
Installation Type	Dry Back	
Instalación	Direct Glue	
Adhesivo Recomendado	S150-95 Resilient Tile Spray, , 4200 Resilient Tile 4 Gallon, 2200 Semi-Wet Resilient 4 Gallon Pail, 2200 Semi-Wet Resilient 1 Gallon Pail, or 4151 Multi-Use Premium 4 Gallon	



Embalaje

Piezas Por Caja	10 pcs	
Área Por Caja	22.5 sq ft	2.09 sq m
Peso Por Caja	30.86 lbs	14 kg

Método De Instalación Recomendado



desempeño + pruebas

resistencia al calor (ASTM F1514)	Passes
resistencia a la luz (ASTM F1515)	Passes
resistencia a productos químicos (ASTM F925)	Passes
panel radiante (ASTM E648)	Passes, Class I
coeficiente de fricción (ASTM D2407, resistencia al deslizamiento)	≥0.5, meets the recommended static coefficient of friction for ADA walking surfaces

Test Reports may be included or listed by the manufacturing/inventory style number as opposed to the noted selling style number.

Garantías

[15 Años Limitado A Uso Comercial](#)  
[Commercial 15 Year Underbed Bond Warranty](#)

Diversity & Inclusion

We promote supplier participation that is reflective of Shaw Industries' diverse customer base and local community. We believe having a strong Supplier Diversity Program is strategic for bringing more innovation to our businesses and opening new markets for growth.

Atributos + Certificaciones

Health & Wellbeing	
Material Ingredient Transparency	Health Product Declaration (HPD)   1000 ppm Disclosure
Indoor Air Quality	FloorScore®   Certificado
Climate Impact	
Environmental Product Declaration (EPD)	Certificado Tercerizado De Acuerdo Con La Norma ISO 14025, EN 15804, & ISO 21930:2017
Embodied Carbon (Cradle to Gate)	11.59 Kg Co <sub>2</sub> /M <sup>2</sup>
Total Recycled Content	0% (Pre-Consumer 0%   Post-Consumer 0%)
Global Product Assessment	Country of Origin   Imported

WELL V2 Contribution Credit

X01 Fundamental Material Precautions Part 1: (C): Restrict Asbestos Precondition	<b>Absence of Asbestos</b>
X08 Hazardous Material Reduction Part 1: Limit Hazardous Materials Optimization – 1 pt	<b>Absence of Heavy Metals</b>
X10 Volatile Compound Reduction Part 1 (A): Manage Volatile Organic Compounds (VOCs) Optimization – 1 pt	<b>Absence of Halogenated Flame Retardants</b>
Part 2: Manage Semi-Volatile Organic Compounds (SVOCs) Optimization – 1 pt	<b>Ortho-Phthalates</b>
X11 Long Term Emissions Control Part 2: Flooring Optimization – 1 pt	<b>FloorScore Certificate</b>

Contribución Para Créditos Leed

Crédito MR: Divulgación y optimización de productos de construcción Ingredientes de materiales - Opción 1: Informe de ingredientes de los materiales	<b>Health Product Declaration (HPD)   100 Ppm Disclosure</b>
Crédito MR: Divulgación y optimización de productos de construcción Declaraciones ambientales de productos - Opción 1: Declaración ambiental de productos (EPD)	<b>3rd Party Certified in Accordance with ISO 14025, EN 15804, &amp; ISO 21930:2017</b>
Crédito EQ: Materiales de baja emisión Opción 1: Cálculos de categoría de producto	<b>FloorScore® Certified</b>
<a href="#">Installation Guidelines</a>	Please visit <a href="http://www.shawcontract.com">www.shawcontract.com</a> for the most current warranty information. Specifications are subject to nominal manufacturing variance. Material supply and/or manufacturing processes may necessitate changes without notice.  This product is an exclusive design and may not be duplicated in any manner. Use of this design in the creation of another product design is also strictly prohibited.  Visit <a href="http://shawcontract.com/testing">shawcontract.com/testing</a> for more information.
<a href="#">Maintenance Guidelines</a>	

## Available Colorways




Ecu 22103  
LRV 29.7 | L\* 61.38  
V2 - Slight Variation




Mushroom 22155  
LRV 21.7 | L\* 53.72  
V2 - Slight Variation




Talc 22174  
LRV 24.7 | L\* 56.74  
V2 - Slight Variation



Honey 22280  
LRV 16.1 | L\* 47.13  
V2 - Slight Variation



Charcoal 22549  
LRV 11.3 | L\* 40.13  
V2 - Slight Variation



Ash 22599  
LRV 16.1 | L\* 47.04  
V2 - Slight Variation



Cacao 22704  
LRV 8.4 | L\* 34.77  
V2 - Slight Variation



Sienna 22760  
LRV 8.8 | L\* 35.66  
V2 - Slight Variation

### Color and Visual Variation Index

Shade and texture variation is inherent in all resilient products and can vary significantly from piece to piece. Samples should be used to assess color.

V1



Uniform Appearance

V2



Slight Variation

V3



Moderate Variation

V4



Substantial Variation

