

Inlet

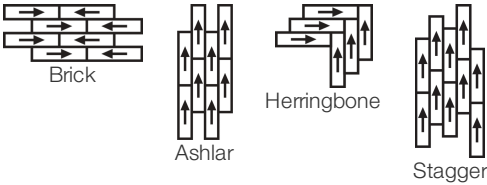
Colección	Unite	
Número De Estilo	0926V	
Construcción	Módulo De Lvt Comercial De Tráfico Severo Con Fibra De Vidrio	
clase	Class III, Type B	
Terminación	ExoGuard®	
	U.s.	Metric
Dimensiones Nominales	9 in w x 48 in l	23 cm w x 122 cm l
Dimensiones Reales	9.00 in w x 48.00 in l	22.86 cm w x 121.92 cm l
Desgaste De La Capa De Uso	20 mil (0.02 in)	0.51 mm
Espesor Total Del Producto	0.197 in	5 mm
Perfil De Borde	Borde Cuadrado	
Installation Type	Loose Lay	
Instalación	Direct Glue Or Perimeter Glue	
Adhesivo Recomendado	S150-95 Resilient Tile Spray, , 4200 Resilient Tile 4 Gallon, 2200 Semi-Wet Resilient 4 Gallon Pail, 2200 Semi-Wet Resilient 1 Gallon Pail, or 4151 Multi-Use Premium 4 Gallon	



Embalaje

Piezas Por Caja	8 pcs	
Área Por Caja	24 sq ft	2.23 sq m
Peso Por Caja	41.75 lbs	18.94 kg

Método De Instalación Recomendado



Productos Que Combinan

LVT: Inlet, Cove

desempeño + pruebas

margen adicional residual (ASTM F1914)	Passes
resistencia al calor (ASTM F1514)	Passes
resistencia a la luz (ASTM F1515)	Passes
resistencia a productos químicos (ASTM F925)	Passes
panel radiante (ASTM E648)	Passes, Class I
coeficiente de fricción (ASTM D2407, resistencia al deslizamiento)	≥0.5, meets the recommended static coefficient of friction for ADA walking surfaces

Test Reports may be included or listed by the manufacturing/inventory style number as opposed to the noted selling style number.

Garantías

[Commercial 15 Year Underbed Bond Warranty](#)
[15 Años Limitado A Uso Comercial](#)

Diversity & Inclusion

We promote supplier participation that is reflective of Shaw Industries' diverse customer base and local community. We believe having a strong Supplier Diversity Program is strategic for bringing more innovation to our businesses and opening new markets for growth.

Atributos + Certificaciones

Health & Wellbeing

Material Ingredient Transparency
 Indoor Air Quality

Health Product Declaration (HPD) | 1000 ppm Disclosure
 FloorScore® | Certificado

Climate Impact

Environmental Product Declaration (EPD)
 Embodied Carbon (Cradle to Gate)
 Total Recycled Content

Certificado Tercerizado De Acuerdo Con La Norma ISO 14025, EN 15804, & ISO 21930:2017
 11.59 Kg CO₂/M²
 0% (Pre-Consumer 0% | Post-Consumer 0%)

Global Product Assessment

Country of Origin | Imported

WELL V2 Contribution Credit

X01 Fundamental Material Precautions Part 1: (C): Restrict Asbestos Precondition
 X08 Hazardous Material Reduction Part 1: Limit Hazardous Materials Optimization – 1 pt
 X10 Volatile Compound Reduction Part 1 (A): Manage Volatile Organic Compounds (VOCs) Optimization – 1 pt
 Part 2: Manage Semi-Volatile Organic Compounds (SVOCs) Optimization – 1 pt
 X11 Long Term Emissions Control Part 2: Flooring Optimization – 1 pt

Absence of Asbestos
Absence of Heavy Metals
Absence of Halogenated Flame Retardants

Ortho-Phthalates
FloorScore Certificate

Contribución Para Créditos Leed

Crédito MR: Divulgación y optimización de productos de construcción
 Ingredientes de materiales - Opción 1: Informe de ingredientes de los materiales
 Crédito MR: Divulgación y optimización de productos de construcción
 Declaraciones ambientales de productos - Opción 1: Declaración ambiental de productos (EPD)
 Crédito EQ: Materiales de baja emisión
 Opción 1: Cálculos de categoría de producto

Health Product Declaration (HPD) | 100 Ppm Disclosure

3rd Party Certified in Accordance with ISO 14025, EN 15804, & ISO 21930:2017

FloorScore® Certified

[Installation Guidelines](#)

[Maintenance Guidelines](#)

Please visit www.shawcontract.com for the most current warranty information.
 Specifications are subject to nominal manufacturing variance. Material supply and/or manufacturing processes may necessitate changes without notice.

This product is an exclusive design and may not be duplicated in any manner. Use of this design in the creation of another product design is also strictly prohibited.





Visit shawcontract.com/testing for more information.

Available Colorways

					
Nestle 26120 V3 - Moderate Variation	Spindle 26140 LRV 38.3 L* 68.26 V2 - Slight Variation	Refuge 26155 LRV 20.9 L* 52.79 V3 - Moderate Variation	Beech 26502 LRV 36.8 L* 67.16 V3 - Moderate Variation	Shade 26506 LRV 29 L* 60.79 V3 - Moderate Variation	Thistle 26535 LRV 25.5 L* 57.58 V3 - Moderate Variation
					
Raw 26549 LRV 8.2 L* 34.3 V2 - Slight Variation	Coarse 26595 LRV 14.5 L* 44.97 V3 - Moderate Variation	Thatch 26720 LRV 17.5 L* 48.89 V3 - Moderate Variation	Brew 26740 LRV 14.8 L* 45.36 V3 - Moderate Variation		

Color and Visual Variation Index

Shade and texture variation is inherent in all resilient products and can vary significantly from piece to piece. Samples should be used to assess color.

V1 	V2 	V3 	V4 
Uniform Appearance	Slight Variation	Moderate Variation	Substantial Variation

