

Inlet

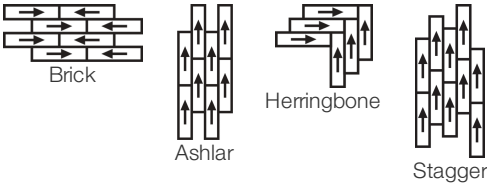
Collection	Unite	
Numéro De Style	0926V	
Construction	Carreau De Vinyle De Luxe Commercial Lourd Avec Fibre De Verre	
classe	Class III, Type B	
Finition	ExoGuard®	
	Impérial	Métrique
Dimensions Nominales	9 in w x 48 in l	23 cm w x 122 cm l
Dimensions Réelles	9.00 in w x 48.00 in l	22.86 cm w x 121.92 cm l
Épaisseur De La Couche d'Usure	20 mil (0.02 in)	0.51 mm
Épaisseur Générale Du Produit	0.197 in	5 mm
Profil Du Bord	Bord Carré	
Installation Type	Loose Lay	
Installation	Direct Glue Or Perimeter Glue	
Adhésif Recommandé	S150-95 Resilient Tile Spray, 4200 Resilient Tile 4 Gallon, 2200 Semi-Wet Resilient 4 Gallon Pail, 2200 Semi-Wet Resilient 1 Gallon Pail or 4151 Multi-Use Premium 4 Gallon	



Emballage

Pièces Par Carton	8 pcs	
Surface Par Carton	24 sq ft	2.23 sq m
Poids Par Carton	41.75 lbs	18.94 kg

Méthodes d'Installation Conseillées



performance + Tests et essai

poinçonnement rémanent (ASTM F1914)  
résistance à la chaleur (ASTM F1514)  
résistance à la lumière (ASTM F1515)  
résistance chimique (ASTM F925)  
Essai au panneau radiant (Astm E648)  
coefficient de frottement (ASTM D2407, résistance au glissement)

Passes  
Passes  
Passes  
Passes  
Passes, Class I  
≥0.5, meets the recommended static coefficient of friction for ADA walking surfaces

Test Reports may be included or listed by the manufacturing/inventory style number as opposed to the noted selling style number.

## Garanties

[Commercial 15 Year Underbed Bond Warranty](#)

[Limitée Commerciale De 15 Ans](#)

## Diversity & Inclusion

We promote supplier participation that is reflective of Shaw Industries' diverse customer base and local community. We believe having a strong Supplier Diversity Program is strategic for bringing more innovation to our businesses and opening new markets for growth.

## Attributs + Certifications

### Health & Wellbeing

Material Ingredient Transparency

Indoor Air Quality

[Health Product Declaration \(HPD\) | 1000 ppm Disclosure](#)

[FloorScore® | Agréé](#)

### Climate Impact

Environmental Product Declaration (EPD)

Embodied Carbon (Cradle to Gate)

Total Recycled Content

[Certifié Par Une Tierce Partie Conformément Aux Normes ISO 14025, EN 15804 Et ISO 21930:2017](#)

11.59 Kg CO<sub>2</sub>/M<sup>2</sup>

0% (Pre-Consumer 0% | Post-Consumer 0%)

### Global Product Assessment

Country of Origin | Imported

## WELL V2 Contribution Credit

X01 Fundamental Material Precautions Part 1: (C): Restrict Asbestos Precondition

X08 Réduction des matières dangereuses Partie 1 : Optimisation des limites des matières dangereuses – 1 pt

X10 Réduction des composés volatils Partie 1 (A) : Gérer l'optimisation des composés organiques volatils (COV) - 1 pt

Partie 2 : Gérer l'optimisation des composés organiques semi-volatils (COSV) - 1 pt

X11 Contrôle des émissions à long terme Partie 2 : Optimisation des revêtements de sol – 1 pt

**Absence of Asbestos**

**Absence of Heavy Metals**

**Absence of Halogenated Flame Retardants**

**Ortho-Phthalates**

**FloorScore Certificate**

## Contribution Au Certificat Vert Leed

« Crédit MR : Divulcation et optimisation des produits de construction

« Crédit MR : Divulcation et optimisation des produits de construction

Crédit EQ : matériaux faibles émissions

[Installation Guidelines](#)

[Maintenance Guidelines](#)

**Health Product Declaration (HPD) | 100 Ppm Disclosure**

**3rd Party Certified in Accordance with ISO 14025, EN 15804, & ISO 21930:2017**

**FloorScore Certified**


Please visit [www.shawcontract.com](http://www.shawcontract.com) for the most current warranty information.

Specifications are subject to nominal manufacturing variance. Material supply and/or manufacturing processes may necessitate changes without notice.

This product is an exclusive design and may not be duplicated in any manner. Use of this design in the creation of another product design is also strictly prohibited.





Visit [shawcontract.com/testing](http://shawcontract.com/testing) for more information.

## Available Colorways

					
Nestle 26120 V3 - Moderate Variation	Spindle 26140 LRV 38.3   L* 68.26 V2 - Slight Variation	Refuge 26155 LRV 20.9   L* 52.79 V3 - Moderate Variation	Beech 26502 LRV 36.8   L* 67.16 V3 - Moderate Variation	Shade 26506 LRV 29   L* 60.79 V3 - Moderate Variation	Thistle 26535 LRV 25.5   L* 57.58 V3 - Moderate Variation
					
Raw 26549 LRV 8.2   L* 34.3 V2 - Slight Variation	Coarse 26595 LRV 14.5   L* 44.97 V3 - Moderate Variation	Thatch 26720 LRV 17.5   L* 48.89 V3 - Moderate Variation	Brew 26740 LRV 14.8   L* 45.36 V3 - Moderate Variation		

### Color and Visual Variation Index

Shade and texture variation is inherent in all resilient products and can vary significantly from piece to piece. Samples should be used to assess color.

V1		V2		V3		V4	
	Uniform Appearance		Slight Variation		Moderate Variation		Substantial Variation

