

Inlet

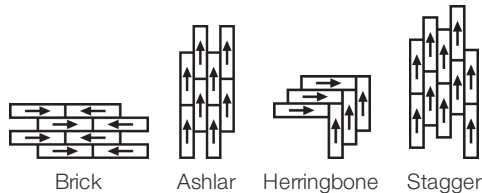
Coleção	Unite	
Número Do Produto	0926V	
Construção	Vinílico Lvt De Uso Comercial, Tráfego Pesado, Com Fibra De Vidro	
classe	Class III, Type B	
Acabamento	ExoGuard®	
	U.s.	Metric
Dimensões Nominais	9 in w x 48 in l	23 cm w x 122 cm l
Dimensões Reais	9.00 in w x 48.00 in l	22.86 cm w x 121.92 cm l
Espessura Da Camada De Uso	20 mil (0.02 in)	0.51 mm
Espessura Total Do Produto	0.197 in	5 mm
Perfil De Borda	Borda Quadrada	
Installation Type	Loose Lay	
Instalação	Direct Glue Or Perimeter Glue	
Adesivo Recomendado	S150-95 Resilient Tile Spray, , 4200 Resilient Tile 4 Gallon, 2200 Semi-Wet Resilient 4 Gallon Pail, 2200 Semi-Wet Resilient 1 Gallon Pail, or 4151 Multi-Use Premium 4 Gallon	



Empacotamento

Peças Por Caixa	8 pcs	
Área Por Caixa	24 sq ft	2.23 sq m
Peso Por Caixa	41.75 lbs	18.94 kg

Método De Instalação Recomendado



Produtos Coordenados

LVT: Inlet, Cove

desempenho + teste

recuo residual (ASTM F1914)	Passes
resistência ao calor (ASTM F1514)	Passes
resistência à luz (ASTM F1515)	Passes
resistência a produtos químicos (ASTM F925)	Passes
painel radiante (ASTM E648)	Passes, Class I
coeficiente de atrito (ASTM D2407, resistência ao deslizamento)	≥0.5, meets the recommended static coefficient of friction for ADA walking surfaces

Test Reports may be included or listed by the manufacturing/inventory style number as opposed to the noted selling style number.

Garantias

[15 Anos Comercial Limitada](#)
[Commercial 15 Year Underbed Bond Warranty](#)

Diversity & Inclusion

We promote supplier participation that is reflective of Shaw Industries' diverse customer base and local community. We believe having a strong Supplier Diversity Program is strategic for bringing more innovation to our businesses and opening new markets for growth.

Atributos + Certificações

Health & Wellbeing

Material Ingredient Transparency
Indoor Air Quality

[Health Product Declaration \(HPD\) | 1000 ppm Disclosure](#)
[FloorScore® | Certificado](#)

Climate Impact

Environmental Product Declaration (EPD)

Embodied Carbon (Cradle to Gate)
Total Recycled Content

[3rd Party Certified De Acordo Com ISO 14025, EN 15804, & ISO 21930:2017](#)
11.59 Kg CO₂/M²
0% (Pre-Consumer 0% | Post-Consumer 0%)

Global Product Assessment

[Country of Origin | Imported](#)

WELL V2 Contribution Credit

X01 Fundamental Material Precautions Part 1: (C): Restrict Asbestos Precondition
X08 Hazardous Material Reduction Part 1: Limit Hazardous Materials Optimization – 1 pt
X10 Volatile Compound Reduction Part 1 (A): Manage Volatile Organic Compounds (VOCs) Optimization – 1 pt
Part 2: Manage Semi-Volatile Organic Compounds (SVOCs) Optimization – 1 pt
X11 Long Term Emissions Control Part 2: Flooring Optimization – 1 pt

Absence of Asbestos
Absence of Heavy Metals
Absence of Halogenated Flame Retardants

Ortho-Phthalates
FloorScore Certificate

Crédito De Contribuição

MR Credit: Divulgação e otimização de produtos de construção
Ingredientes materiais - Opção 1: Relatório de ingredientes materiais
MR Credit: Divulgação e otimização de produtos de construção
Declarações ambientais do produto - Opção 1: Declaração ambiental do produto (EPD)
Crédito de EQ: Materiais de baixa emissão
Opção 1: cálculos de categoria de produto

Health Product Declaration (HPD) | 100 Ppm Disclosure

3rd Party Certified in Accordance with ISO 14025, EN 15804, & ISO 21930:2017
FloorScore® Certified


[Installation Guidelines](#)
[Maintenance Guidelines](#)

Please visit www.shawcontract.com for the most current warranty information.
Specifications are subject to nominal manufacturing variance. Material supply and/or manufacturing processes may necessitate changes without notice.

This product is an exclusive design and may not be duplicated in any manner. Use of this design in the creation of another product design is also strictly prohibited.





Visit shawcontract.com/testing for more information.

Available Colorways

					
Nestle 26120 V3 - Moderate Variation	Spindle 26140 LRV 38.3 L* 68.26 V2 - Slight Variation	Refuge 26155 LRV 20.9 L* 52.79 V3 - Moderate Variation	Beech 26502 LRV 36.8 L* 67.16 V3 - Moderate Variation	Shade 26506 LRV 29 L* 60.79 V3 - Moderate Variation	Thistle 26535 LRV 25.5 L* 57.58 V3 - Moderate Variation
					
Raw 26549 LRV 8.2 L* 34.3 V2 - Slight Variation	Coarse 26595 LRV 14.5 L* 44.97 V3 - Moderate Variation	Thatch 26720 LRV 17.5 L* 48.89 V3 - Moderate Variation	Brew 26740 LRV 14.8 L* 45.36 V3 - Moderate Variation		

Color and Visual Variation Index

Shade and texture variation is inherent in all resilient products and can vary significantly from piece to piece. Samples should be used to assess color.

V1		V2		V3		V4	
	Uniform Appearance		Slight Variation		Moderate Variation		Substantial Variation

