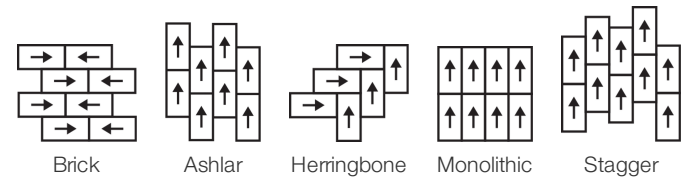


Innate

Collection	Innate + In Tandem	
Style Number	0895V	
Construction	Commercial Bio-Based Polyurethane Heterogeneous Tile	
class	ASTM F06 (In Development)	
Finish	ExoGuard+®	
	U.s.	Metric
Nominal Dimensions	13 in w x 26 in l	33 cm w x 67 cm l
Actual Dimensions	13.18 in w x 26.38 in l	33.48 cm w x 67.01 cm l
Overall Product Thickness	0.098 in	2.5 mm
Edge Profile	Squared Edge	
Installation Type	Dry Back	
Installation	Direct Glue	
Recommended Adhesive	4200 Resilient Tile 4 Gallon	
Packaging		
Pieces Per Box	16 pcs	
Area Per Box	38.64 sq ft	3.59 sq m
Weight Per Box	28 lbs	12.7 kg



Recommended Installation Method



Coordinating Products

PVC-Free: In Tandem Sheet, In Tandem, Innate Sheet, Innate Linen Sheet, Innate Stria Tile

Performance + Testing

Static Load (Astm F970)	Passes (Modified), *1500 lbs	This Test Is Intended To Compare Relative Properties Of Different Styles And Constructions. Results Are Based On A Laboratory Test And Used For Comparative Purposes - Real Life Load Limit May Vary.
Residual Indentation (Astm F1914)	Passes	
Resistance To Heat (Astm F1514)	Passes	
Resistance To Light (Astm F1515)	Passes	
Resistance To Chemicals (Astm F925)	Passes	
Radiant Panel (Astm E648)	Passes, Class I	
Coefficient Of Friction (Astm D2407, Slip Resistance)	≥0.5, meets the recommended static coefficient of friction for ADA walking surfaces	
Test Reports may be included or listed by the manufacturing/inventory style number as opposed to the noted selling style number.		

Warranties

- 15 Year Commercial Limited
- Commercial 15 Year Underbed Bond Warranty

Diversity & Inclusion

We believe all humans are equal. Individually and collectively, we need to proactively create and promote opportunities that give everybody an equal footing in life. We nurture an environment where every voice and perspective can be heard, and proactively promote accessibility and inclusivity inside our network and beyond. One proof point is our ability to meet the criteria of the Social Fairness pillar of the Cradle to Cradle Product Standard. At Shaw Industries, we promote supplier participation that is reflective of Shaw’s diverse customer base and local community. More than 42% of our spend\*\*\*\*\* is with small and diverse businesses. We believe having a strong Supplier Diversity Program is strategic for bringing more innovation to our businesses and openingnew markets for growth.

Attributes + Certifications

Health & Wellbeing	
Material Ingredient Transparency	Greenhealth Approved   Yes Cradle to Cradle Certified™   Silver Level (Version 3.1) Health Product Declaration (HPD)   1000 ppm Disclosure Declare   LBC Compliant
Indoor Air Quality	FloorScore®   Certified
Climate Impact	
Environmental Product Declaration (EPD)	3rd Party Certified in Accordance with EN 15804, ISO 14025
Embodied Carbon (Cradle to Gate)	4.31 Kg Co <sub>2</sub> /M <sup>2</sup>
Life-Cycle Carbon Emissions	Carbon Neutral
Total Recycled Content	0% (Pre-Consumer 0%   Post-Consumer 0%)
Global Product Assessment	CE Marking (EN 14041)   3rd Party Certified Country of Origin   Imported

Green Leed Contribution Credit

MR Credit: Building Product Disclosure and Optimization  
Material Ingredients - Option 1: Material Ingredient Reporting

MR Credit: Building Product Disclosure and Optimization  
Material Ingredients - Option 2: Material Ingredient Optimization

MR Credit: Building Product Disclosure and Optimization  
Environmental Product Declarations - Option 1: Environmental Product Declaration (EPD)

MR Credit: Building Product Disclosure and Optimization  
Sourcing of Raw Materials - Option 2: Leadership Extraction Practices

EQ Credit: Low Emitting Materials  
Option 1: Product Category Calculations

Health Product Declaration (HPD) | 100 Ppm Disclosure

C2C Silver Level (Version 3.1)

3rd Party Certified in Accordance with EN 15804, ISO 14025

Bio-Based Materials - Meets Astm D6866 And ISO 16620-2

FloorScore Certified

Additional Information

\*\*Meets or exceeds all local and national regulations in country of manufacture.

[Installation Guidelines](#)

[Maintenance Guidelines](#)


Please visit [www.shawcontract.com](http://www.shawcontract.com) for the most current warranty information. Specifications are subject to nominal manufacturing variance. Material supply and/or manufacturing processes may necessitate changes without notice.

This product is an exclusive design and may not be duplicated in any manner. Use of this design in the creation of another product design is also strictly prohibited.


\*\*\*\*\*Allowable spend is domestic (US) spend in categories in which we have diverse suppliers from which to choose. Compared to non-allowable spend which includes categories in which we do not have domestic, small or diverse suppliers available to meet our needs.

Visit [shawcontract.com/testing](http://shawcontract.com/testing) for more information.


Available Colorways




Dove 95104  
V1 - Uniform Appearance




Natural 95110  
V1 - Uniform Appearance




Flax 95114  
V1 - Uniform Appearance




Field 95330  
V1 - Uniform Appearance




Mist 95405  
V1 - Uniform Appearance




Shade 95410  
V1 - Uniform Appearance




Concrete 95515  
V1 - Uniform Appearance



Core 95595  
V1 - Uniform Appearance



Umber 95715  
V1 - Uniform Appearance



Mineral 95760  
V1 - Uniform Appearance

Color and Visual Variation Index

Shade and texture variation is inherent in all resilient products and can vary significantly from piece to piece. Samples should be used to assess color.



