

Innate

Colección	Innate + In Tandem	
Número De Estilo	0895V	
clase	ASTM F06 (In Development)	
Terminación	ExoGuard+®	
	U.s.	Metric
Dimensiones Nominales	13 in w x 26 in l	33 cm w x 67 cm l
Dimensiones Reales	13.18 in w x 26.38 in l	33.48 cm w x 67.01 cm l
Espesor Total Del Producto	0.098 in	2.5 mm
Perfil De Borde	Borde Cuadrado	
Installation Type	Dry Back	
Instalación	Direct Glue	
Adhesivo Recomendado	4200 Resilient Tile 4 Gallon	

Embalaje

Piezas Por Caja	16 pcs	
Área Por Caja	38.64 sq ft	3.59 sq m
Peso Por Caja	28 lbs	12.7 kg



Método De Instalación Recomendado



Productos Que Combinan

PVC-Free: In Tandem Sheet, In Tandem, Innate Sheet, Innate Linen Sheet, Innate Stria Tile

Desempeño + Pruebas

Carga Estática (Astm F970)	Passes (Modified), *1500 lbs	Esta Prueba Tiene La Función De Comparar Propiedades Relativas De Diferentes Estilos Y Construcciones. Los Resultados Se Basan En Una Prueba De Laboratorio Y Se Utilizan Con Fines Comparativos: El Límite De Carga En La Vida Real Puede Variar.
Margen Adicional Residual (Astm F1914)	Passes	
Resistencia Al Calor (Astm F1514)	Passes	
Resistencia A La Luz (Astm F1515)	Passes	
Resistencia A Productos Químicos (Astm F925)	Passes	
Panel Radiante (Astm E648)	Passes, Class I	
Coefficiente De Fricción (Astm D2407, Resistencia Al Deslizamiento)	≥0.5, meets the recommended static coefficient of friction for ADA walking surfaces	
Test Reports may be included or listed by the manufacturing/inventory style number as opposed to the noted selling style number.		

Garantías

- 15 Años Limitado A Uso Comercial
- Commercial 15 Year Underbed Bond Warranty

Diversity & Inclusion

We believe all humans are equal. Individually and collectively, we need to proactively create and promote opportunities that give everybody an equal footing in life. We nurture an environment where every voice and perspective can be heard, and proactively promote accessibility and inclusivity inside our network and beyond. One proof point is our ability to meet the criteria of the Social Fairness pillar of the Cradle to Cradle Product Standard. At Shaw Industries, we promote supplier participation that is reflective of Shaw’s diverse customer base and local community. More than 42% of our spend***** is with small and diverse businesses. We believe having a strong Supplier Diversity Program is strategic for bringing more innovation to our businesses and openingnew markets for growth.

Atributos + Certificaciones

Health & Wellbeing	
Material Ingredient Transparency	Greenhealth Approved Yes Cradle to Cradle Certified™ Nivel Plata (Versión 3.1) Health Product Declaration (HPD) 1000 ppm Disclosure Declare Compatible LBC
Indoor Air Quality	FloorScore® Certificado
Climate Impact	
Environmental Product Declaration (EPD)	Certificado Tercerizado De Acuerdo Con La Norma EN 15804, ISO 14025
Embodied Carbon (Cradle to Gate)	4.31 Kg Co ₂ /M ²
Life-Cycle Carbon Emissions	Carbon Neutral
Total Recycled Content	0% (Pre-Consumer 0% Post-Consumer 0%)
Global Product Assessment	CE Marking (EN 14041) Certificado Tercerizado Country of Origin Imported

Contribución Para Créditos Leed

Crédito MR: Divulgación y optimización de productos de construcción
Ingredientes de materiales - Opción 1: Informe de ingredientes de los materiales

Crédito MR: Divulgación y optimización de productos de construcción
Ingredientes de materiales - Opción 2: Optimización de ingredientes de los materiales

Crédito MR: Divulgación y optimización de productos de construcción
Declaraciones ambientales de productos - Opción 1: Declaración ambiental de productos (EPD)

MR Credit: Building Product Disclosure and Optimization
Sourcing of Raw Materials - Option 2: Leadership Extraction Practices

Crédito EQ: Materiales de baja emisión
Opción 1: Cálculos de categoría de producto

Health Product Declaration (HPD) | 100 Ppm Disclosure

C2C Silver Level (Version 3.1)

3rd Party Certified in Accordance with EN 15804, ISO 14025

Bio-Based Materials - Meets Astm D6866 And ISO 16620-2

FloorScore Certified

Información Adicional

**Meets or exceeds all local and national regulations in country of manufacture.

[Installation Guidelines](#)

[Maintenance Guidelines](#)


Please visit www.shawcontract.com for the most current warranty information. Specifications are subject to nominal manufacturing variance. Material supply and/or manufacturing processes may necessitate changes without notice.

This product is an exclusive design and may not be duplicated in any manner. Use of this design in the creation of another product design is also strictly prohibited.


****Allowable spend is domestic (US) spend in categories in which we have diverse suppliers from which to choose. Compared to non-allowable spend which includes categories in which we do not have domestic, small or diverse suppliers available to meet our needs.

Visit shawcontract.com/testing for more information.


Available Colorways




Dove 95104
V1 - Uniform Appearance




Natural 95110
V1 - Uniform Appearance




Flax 95114
V1 - Uniform Appearance




Field 95330
V1 - Uniform Appearance




Mist 95405
V1 - Uniform Appearance




Shade 95410
V1 - Uniform Appearance




Concrete 95515
V1 - Uniform Appearance



Core 95595
V1 - Uniform Appearance



Umber 95715
V1 - Uniform Appearance



Mineral 95760
V1 - Uniform Appearance

Color and Visual Variation Index

Shade and texture variation is inherent in all resilient products and can vary significantly from piece to piece. Samples should be used to assess color.

