

Innate

Coleção	Innate + In Tandem	
Número Do Produto	0895V	
classe	ASTM F06 (In Development)	
Acabamento	ExoGuard+®	
	U.s.	Metric
Dimensões Nominais	13 in w x 26 in l	33 cm w x 67 cm l
Dimensões Reais	13.18 in w x 26.38 in l	33.48 cm w x 67.01 cm l
Espessura Total Do Produto	0.098 in	2.5 mm
Perfil De Borda	Borda Quadrada	
Installation Type	Dry Back	
Instalação	Direct Glue	
Adesivo Recomendado	4200 Resilient Tile 4 Gallon	

Empacotamento

Peças Por Caixa	16 pcs	
Área Por Caixa	38.64 sq ft	3.59 sq m
Peso Por Caixa	28 lbs	12.7 kg



Método De Instalação Recomendado



Produtos Coordenados

PVC-Free: In Tandem Sheet, In Tandem, Innate Sheet, Innate Linen Sheet, Innate Stria Tile

Desempenho + Teste

Carga Estática (Astm F970)	Passes (Modified), *1500 lbs	Este Teste Tem Como Objetivo Comparar Propriedades Relativas De Diferentes Estilos E Construções. Os Resultados São Baseados Em Um Teste De Laboratório E Usados Para Fins Comparativos - O Limite De Carga Na Vida Real Pode Variar.
Recuo Residual (Astm F1914)	Passes	
Resistência Ao Calor (Astm F1514)	Passes	
Resistência À Luz (Astm F1515)	Passes	
Resistência A Produtos Químicos (Astm F925)	Passes	
Painel Radiante (Astm E648)	Passes, Class I	
Coeficiente De Atrito (Astm D2407, Resistência Ao Deslizamento)	≥0.5, meets the recommended static coefficient of friction for ADA walking surfaces	
Test Reports may be included or listed by the manufacturing/inventory style number as opposed to the noted selling style number.		

Garantias

- 15 Anos Comercial Limitada
- Commercial 15 Year Underbed Bond Warranty

Diversity & Inclusion

We believe all humans are equal. Individually and collectively, we need to proactively create and promote opportunities that give everybody an equal footing in life. We nurture an environment where every voice and perspective can be heard, and proactively promote accessibility and inclusivity inside our network and beyond. One proof point is our ability to meet the criteria of the Social Fairness pillar of the Cradle to Cradle Product Standard. At Shaw Industries, we promote supplier participation that is reflective of Shaw’s diverse customer base and local community. More than 42% of our spend***** is with small and diverse businesses. We believe having a strong Supplier Diversity Program is strategic for bringing more innovation to our businesses and openingnew markets for growth.

Atributos + Certificações

Health & Wellbeing	
Material Ingredient Transparency	Greenhealth Approved Yes Cradle to Cradle Certified™ Nível Prata (Versão 3.1) Health Product Declaration (HPD) 1000 ppm Disclosure Declare Compatível LBC
Indoor Air Quality	FloorScore® Certificado
Climate Impact	
Environmental Product Declaration (EPD)	3rd Party Certified De Acordo Com with EN 15804, ISO 14025
Embodied Carbon (Cradle to Gate)	4.31 Kg Co ₂ /M ²
Life-Cycle Carbon Emissions	Carbon Neutral
Total Recycled Content	0% (Pre-Consumer 0% Post-Consumer 0%)
Global Product Assessment	CE Marking (EN 14041) Certificado 3rd Party Country of Origin Imported

Crédito De Contribuição

MR Credit: Divulgação e otimização de produtos de construção
Ingredientes materiais - Opção 1: Relatório de ingredientes materiais

MR Credit: Divulgação e otimização de produtos de construção
Ingredientes do material - Opção 2: Otimização do ingrediente do material

MR Credit: Divulgação e otimização de produtos de construção
Declarações ambientais do produto - Opção 1: Declaração ambiental do produto (EPD)

MR Credit: Building Product Disclosure and Optimization
Sourcing of Raw Materials - Option 2: Leadership Extraction Practices

Crédito de EQ: Materiais de baixa emissão
Opção 1: cálculos de categoria de produto

Health Product Declaration (HPD) | 100 Ppm Disclosure

C2C Silver Level (Version 3.1)

3rd Party Certified in Accordance with EN 15804, ISO 14025

Bio-Based Materials - Meets Astm D6866 And ISO 16620-2

FloorScore Certified

Informação Adicional

**Meets or exceeds all local and national regulations in country of manufacture.

[Installation Guidelines](#)

[Maintenance Guidelines](#)


Please visit www.shawcontract.com for the most current warranty information. Specifications are subject to nominal manufacturing variance. Material supply and/or manufacturing processes may necessitate changes without notice.

This product is an exclusive design and may not be duplicated in any manner. Use of this design in the creation of another product design is also strictly prohibited.


*****Allowable spend is domestic (US) spend in categories in which we have diverse suppliers from which to choose. Compared to non-allowable spend which includes categories in which we do not have domestic, small or diverse suppliers available to meet our needs.

Visit shawcontract.com/testing for more information.


Available Colorways




Dove 95104
V1 - Uniform Appearance




Natural 95110
V1 - Uniform Appearance




Flax 95114
V1 - Uniform Appearance




Field 95330
V1 - Uniform Appearance




Mist 95405
V1 - Uniform Appearance




Shade 95410
V1 - Uniform Appearance




Concrete 95515
V1 - Uniform Appearance



Core 95595
V1 - Uniform Appearance



Umber 95715
V1 - Uniform Appearance



Mineral 95760
V1 - Uniform Appearance

Color and Visual Variation Index

Shade and texture variation is inherent in all resilient products and can vary significantly from piece to piece. Samples should be used to assess color.



