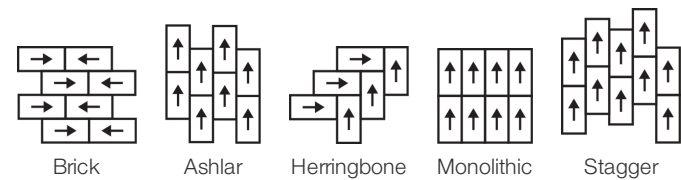


Innate

Collection	Innate + In Tandem	
Style Number	0895V	
Construction	Commercial Bio-Based Polyurethane Heterogeneous Tile	
class	ASTM F06 (In Development)	
Finish	ExoGuard+®	
	U.s.	Metric
Nominal Dimensions	13 in w x 26 in l	33 cm w x 67 cm l
Actual Dimensions	13.18 in w x 26.38 in l	33.48 cm w x 67.01 cm l
Overall Product Thickness	0.098 in	2.5 mm
Edge Profile	Squared Edge	
Installation Type	Dry Back	
Installation	Direct Glue	
Recommended Adhesive	4200 Resilient Tile 4 Gallon	
Packaging		
Pieces Per Box	16 pcs	
Area Per Box	38.64 sq ft	3.59 sq m
Weight Per Box	28 lbs	12.7 kg



Recommended Installation Method



Coordinating Products

None: In Tandem Sheet, In Tandem, Innate Sheet, Innate Linen Sheet, Innate Stria Tile

Performance + Testing

Residual Indentation (Astm F1914)	Passes
Resistance To Heat (Astm F1514)	Passes
Resistance To Light (Astm F1515)	Passes
Resistance To Chemicals (Astm F925)	Passes
Coefficient Of Friction (Astm D2407, Slip Resistance)	≥0.5, meets the recommended static coefficient of friction for ADA walking surfaces

Test Reports may be included or listed by the manufacturing/inventory style number as opposed to the noted selling style number.

Warranties

15 Year Commercial Limited
[Commercial 15 Year Underbed Bond Warranty](#)

Diversity, Equity & Inclusion

We believe all humans are equal. Individually and collectively, we need to proactively create and promote opportunities that give everybody an equal footing in life. We nurture an environment where every voice and perspective can be heard, and proactively promote accessibility and inclusivity inside our network and beyond. One proof point is our ability to meet the criteria of the Social Fairness pillar of the Cradle to Cradle Product Standard. At Shaw Industries, we promote supplier participation that is reflective of Shaw's diverse customer base and local community. More than 42% of our spend***** is with small and diverse businesses. We believe having a strong Supplier Diversity Program is strategic for bringing more innovation to our businesses and openingnew markets for growth.

Attributes + Certifications

Health & Wellbeing

Material Ingredient Transparency

[Cradle to Cradle Certified™ | Silver Level \(Version 3.1\)](#)
[Health Product Declaration \(HPD\) | 1000 ppm Disclosure](#)
[Declare | LBC Compliant](#)

Climate Impact

Environmental Product Declaration (EPD)

[3rd Party Certified in Accordance with EN 15804, ISO 14025](#)

Embodied Carbon (Cradle to Gate)

4.31 Kg Co₂/M²

Life-Cycle Carbon Emissions

Carbon Neutral

Total Recycled Content

0% (Pre-Consumer 0% | Post-Consumer 0%)

Global Product Assessment

[FloorScore® | Certified](#)

CE Marking (EN 14041) | 3rd Party Certified

Greenguard (Certification, Gold, Private Label) | Certified

Country of Origin | Imported

Green Leed Contribution Credit

MR Credit: Building Product Disclosure and Optimization
Material Ingredients - Option 1: Material Ingredient Reporting

Health Product Declaration (HPD) | 100 Ppm Disclosure

MR Credit: Building Product Disclosure and Optimization
Material Ingredients - Option 2: Material Ingredient Optimization

C2C Silver Level (Version 3.1)

MR Credit: Building Product Disclosure and Optimization
Environmental Product Declarations - Option 1: Environmental Product Declaration (EPD)

3rd Party Certified in Accordance with EN 15804, ISO 14025

MR Credit: Building Product Disclosure and Optimization
Sourcing of Raw Materials - Option 2: Leadership Extraction Practices

Bio-Based Materials - Meets Astm D6866 And ISO 16620-2

EQ Credit: Low Emitting Materials

FloorScore & Greenguard Gold Certified

Option 1: Product Category Calculations

Additional Information

**Meets or exceeds all local and national regulations in country of manufacture.

[Installation Guidelines](#)

[Maintenance Guidelines](#)


Please visit www.shawcontract.com for the most current warranty information.
Specifications are subject to nominal manufacturing variance. Material supply
and/or manufacturing processes may necessitate changes without notice.

This product is an exclusive design and may not be duplicated in any manner. Use of
this design in the creation of another product design is also strictly prohibited.

*****Allowable spend is domestic (US) spend in categories in which we have diverse
suppliers from which to choose. Compared to non-allowable spend which includes
categories in which we do not have domestic, small or diverse suppliers available to
meet our needs.


Visit shawcontract.com/testing for more information.

Available Colorways



Color and Visual Variation Index

Shade and texture variation is inherent in all resilient products and can vary significantly from piece to piece. Samples should be used to assess color.



Corporate Headquarters +1 800 257 7429 | +1 706 532 7984 | Atlanta +1 404 853 7429 | Bengaluru +91 80 6773 0202 | Beijing +86 10 6568 588 | Chicago +1 312 467 1331 | Dubai +971 4 584 6956 | Hong Kong +852 2623 0371 | Latin America (Miami) +1 305 827 5912 | London +44 207 961 4120 | Los Angeles +1 800 233 1614 | Melbourne +61 3 9939 8543 | Mexico City +55 5010 7600 | Mumbai +91 22 6284 5050 | Nantong +86 400 800 7429 | New York +1 212 953 7429 | Paris +33 (0) 1 81 22 44 39 | San Francisco +1 415 955 1920 | Santiago +562 2431 5000 x 550 | São Paulo +55 11 3071 1702 | Shanghai +86 21 3338 4000 | Singapore +65 6733 1811 | Sydney +1 800 556 302