

Innate

Collection	Innate + In Tandem	
Numéro De Style	0895V	
Construction	Carreaux De Tapis Hétérogène Commerciale EN Polyuréthane Biosourcé	
classe	ASTM F06 (In Development)	
Finition	ExoGuard+®	
	Impérial	Métrique
Dimensions Nominales	13 in w x 26 in l	33 cm w x 67 cm l
Dimensions Réelles	13.18 in w x 26.38 in l	33.48 cm w x 67.01 cm l
Épaisseur Générale Du Produit	0.098 in	2.5 mm
Profil Du Bord	Bord Carré	
Installation Type	Dry Back	
Installation	Direct Glue	
Adhésif Recommandé	4200 Resilient Tile 4 Gallon	

Emballage

Pièces Par Carton	16 pcs	
Surface Par Carton	38.64 sq ft	3.59 sq m
Poids Par Carton	28 lbs	12.7 kg



Méthodes d'Installation Conseillées



Coordination Des Produits

None: In Tandem Sheet, In Tandem, Innate Sheet, Innate Linen Sheet, Innate Stria Tile

Performance + Tests Et Essai

Poinçonnement Rémanent (Astm F1914)	Passes
Résistance À La Chaleur (Astm F1514)	Passes
Résistance À La Lumière (Astm F1515)	Passes
Résistance Chimique (Astm F925)	Passes
Coefficient De Frottement (Astm D2407, Résistance Au Glissement)	≥0.5, meets the recommended static coefficient of friction for ADA walking surfaces

Test Reports may be included or listed by the manufacturing/inventory style number as opposed to the noted selling style number.

Garanties

[Limitée Commerciale De 15 Ans](#)

[Commercial 15 Year Underbed Bond Warranty](#)

Diversity, Equity & Inclusion

We believe all humans are equal. Individually and collectively, we need to proactively create and promote opportunities that give everybody an equal footing in life. We nurture an environment where every voice and perspective can be heard, and proactively promote accessibility and inclusivity inside our network and beyond. One proof point is our ability to meet the criteria of the Social Fairness pillar of the Cradle to Cradle Product Standard. At Shaw Industries, we promote supplier participation that is reflective of Shaw's diverse customer base and local community. More than 42% of our spend***** is with small and diverse businesses. We believe having a strong Supplier Diversity Program is strategic for bringing more innovation to our businesses and opening new markets for growth.

Attributs + Certifications

Health & Wellbeing

Material Ingredient Transparency

[Cradle to Cradle Certified™ | Niveau Argent \(Version 3.1\)](#)
[Health Product Declaration \(HPD\) | 1000 ppm Disclosure](#)
[Declare | Conforme LBC](#)

Climate Impact

Environmental Product Declaration (EPD)

[Certifié Par Une Tierce Partie Conformément Aux Normes EN 15804, ISO 14025](#)

Embodied Carbon (Cradle to Gate)

4.31 Kg CO₂/M²

Life-Cycle Carbon Emissions

Carbon Neutral

Total Recycled Content

0% (Pre-Consumer 0% | Post-Consumer 0%)

Global Product Assessment

[FloorScore® | Agréé](#)

CE Marking (EN 14041) | Certifié Par Un Tiers

Greenguard (Certification, Gold, Private Label) | Agréé

Country of Origin | Imported

Contribution Au Certificat Vert Leed

« Crédit MR : Divulcation et optimisation des produits de construction

« Crédit MR : Divulcation et optimisation des produits de construction

« Crédit MR : Divulcation et optimisation des produits de construction

MR Credit: Building Product Disclosure and Optimization
Sourcing of Raw Materials - Option 2: Leadership Extraction Practices

Crédit EQ : matériaux faibles émissions

Health Product Declaration (HPD) | 100 Ppm Disclosure
C2C Silver Level (Version 3.1)

3rd Party Certified in Accordance with EN 15804, ISO 14025

Bio-Based Materials - Meets Astm D6866 And ISO 16620-2

FloorScore & Greenguard Gold Certified

Informations Supplémentaires

**Meets or exceeds all local and national regulations in country of manufacture.

[Installation Guidelines](#)

[Maintenance Guidelines](#)

Please visit www.shawcontract.com for the most current warranty information.


Specifications are subject to nominal manufacturing variance. Material supply and/or manufacturing processes may necessitate changes without notice.

This product is an exclusive design and may not be duplicated in any manner. Use of this design in the creation of another product design is also strictly prohibited.


*****Allowable spend is domestic (US) spend in categories in which we have diverse suppliers from which to choose. Compared to non-allowable spend which includes categories in which we do not have domestic, small or diverse suppliers available to meet our needs.

Visit shawcontract.com/testing for more information.


Available Colorways




Dove 95104
V1 - Uniform Appearance




Natural 95110
V1 - Uniform Appearance




Flax 95114
V1 - Uniform Appearance




Field 95330
V1 - Uniform Appearance




Mist 95405
V1 - Uniform Appearance




Shade 95410
V1 - Uniform Appearance




Concrete 95515
V1 - Uniform Appearance



Core 95595
V1 - Uniform Appearance



Umber 95715
V1 - Uniform Appearance



Mineral 95760
V1 - Uniform Appearance

Color and Visual Variation Index

Shade and texture variation is inherent in all resilient products and can vary significantly from piece to piece. Samples should be used to assess color.

V1



Uniform Appearance

V2



Slight Variation

V3



Moderate Variation

V4



Substantial Variation