

Gradient Tile

Nom De Style	Carreaux De Tapis
Collection	Shade
Numéro De Style	59534
Construction	Boucle Graphique
Fibre	Ecosolution Q100™ Nylon
Méthode De Teinture	100% Teint EN Solution
Endos Primaire	Synthétique
Endos Secondaire	Ecworx® Tile
Traitements Protecteur	Protection Des Sols SSP® Shaw
Adhésif Recommandé	LokDots, 3000 Carpet Tile 1 Gallon, 4151 Multi-Use Carpet Tile 4 Gallon, 5000 Carpet Tile 1 Gallon, LokWorx Adhesive Tabs, 3800 Indoor Outdoor Carpet Tile 4 Gallon, 5000 Carpet Tile 4 Gallon or 3000 Carpet Tile 4 Gallon

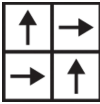


	u.s.	metric
Dimensions Du Produit	24 in x 24 in	61 cm x 61 cm
Surface Par Carton	48 ft²	4.46 m²
Pièces Par Carton	12 pcs	
Jauge	1/8 in	31.5 per 10 cm
Compte De Mailles	10.5 per in	41.0 per 10 cm
Épaisseur Fini	0.097 in	2.46 mm
Densité	7423 oz/yd³	0.275 g/cm³
Kilotex		11.72
Poids De La Fibre Touffetée	0.238 in	6.05 mm
Poids De La Fibre Touffetée	20 oz/yd²	678.1 g/m²

Méthodes d'Installation Conseillées



Monolithic



Quarter Turn

Spécifications Du Rendement + Tests Et Essai

Essai Au Panneau Radiant (Astm E648)	Class I
Densité Du Fumée	Less Than 450
Statique	Less Than 3.5 kv
Label Cri Green Label Plus (Glp)	GLP9968
Inflammabilité	Pass*
Ada Conformité	≥0.6, conforme au coefficient de frottement statique pour les surfaces de passage et d'accessibilité simplifiée (ADA).***

Test Reports may be included or listed by the manufacturing/inventory style number as opposed to the noted selling style number.

Garanties

Commerciale Limitée

Coordination Des Produits

Broadloom: **Tint, Tone, Gradient**

Attributs + Certifications

Certifications Below Apply Exclusively To The Carpet Tile Rug Itself And Not The Lokworx Tabs Adhesive

Health & Wellbeing

Material Ingredient Transparency

Cradle to Cradle Certified® | Silver Level (Version 4.0)
Health Product Declaration (HPD) | Divulgestion De 1 000 ppm
Living Building Challenge (LBC) | Exempt De Produits Chimiques De La
Liste Rouge
Declare | Conforme LBC
NSF 140 | or
Greenhealth Approved | Yes
CRI Green Label Plus (GLP) | GLP9968

Indoor Air Quality

Climate Impact

Environmental Product Declaration (EPD)

Certifié Par Une Tierce Partie Conformément Aux Normes ISO 14044,
ISO 14025 Et EN 15804
3.75 kg CO₂/m²
Low Embodied Carbon
57% (Pre-Consumer 57% | Post-Consumer 0%)
100% Recyclable

Embodied Carbon (Cradle to Gate)

Life-Cycle Carbon Emissions

Total Recycled Content

Product Packaging

Global Product Assessment

Singapore Green Label | Agréé
CE Marking (EN 14041) | Certifié Par Un Tiers
Environmental Guarantee* | Re[turn] Reclamation Program* | Through
Our Environmental Guarantee, Shaw Pledges to Transport And
Recycle Any Ecoworx Carpet.
Country of Origin** | Imported

Contribution Au Certificat Vert Leed

« Crédit MR : Divulgestion et optimisation des produits de construction

« Crédit MR : Divulgestion et optimisation des produits de construction

« Crédit MR : Divulgestion et optimisation des produits de construction

MR Credit: Building Product Disclosure and Optimization
Sourcing of Raw Materials - Option 2: Leadership Extraction Practices

3rd Party Certified in Accordance with ISO14044, ISO14025 & EN15804
C2C Silver Level (Version 4.0) or HPD (Version 2.1)
C2C Silver Level (Version 4.0)
Environmental Guarantee: Re[turn] Reclamation Program* | Through
Our Environmental Guarantee, Shaw Pledges to Transport And
Recycle Any Ecoworx Carpet.
Green Label Plus Certification: GLP9968
Ecoworx Tile with Lokdots Installation System

Crédit EQ : matériaux faibles émissions


MR Credit: Interiors Life-Cycle Impact Reduction
Option 3: Design for Flexibility

Available Colorways


 <div>Beige 34100 LRV 33.9 L* 64.88</div>	 <div>Straw 34103 LRV 26.3 L* 58.29</div>	 <div>Greige 34105 LRV 24.9 L* 57</div>	 <div>Ceramic Glaze 34110 LRV 19.5 L* 51.24</div>	 <div>Sandstone 34111 LRV 17.8 L* 49.31</div>	 <div>French Silver 34150 LRV 17.5 L* 48.92</div>
 <div>Bronze Sheen 34156 LRV 16.2 L* 47.26</div>	 <div>Topaz 34170 LRV 14.1 L* 44.44</div>	 <div>Blissful Yellow 34220 LRV 26.3 L* 58.35</div>	 <div>Limelight 34328 LRV 17.3 L* 48.64</div>	 <div>Essential 34330 LRV 10.7 L* 39.09</div>	 <div>Blue Haze 34402 LRV 9.5 L* 36.91</div>
 <div>Waterside 34456 LRV 9.7 L* 37.3</div>	 <div>Deep Teal 34481 LRV 5.6 L* 28.27</div>	 <div>Sapphire Blue 34485 LRV 4.7 L* 25.72</div>	 <div>Charcoal 34500 LRV 4.5 L* 25.2</div>	 <div>Total Eclipse 34505 LRV 3.5 L* 21.9</div>	 <div>Adrift 34512 LRV 16.3 L* 47.33</div>
 <div>Warm Grey 34518 LRV 19.3 L* 50.98</div>	 <div>Cool Grey 34535 LRV 17.1 L* 48.32</div>	 <div>Grey 34580 LRV 10.5 L* 38.77</div>	 <div>Element 34583 LRV 11.4 L* 40.24</div>	 <div>Mercury 34585 LRV 11.2 L* 39.98</div>	 <div>Mystique 34590 LRV 6.3 L* 30.12</div>
 <div>Cobble Grey 34595 LRV 12.4 L* 41.92</div>	 <div>Slate 34597 LRV 6.3 L* 30.2</div>	 <div>Green Grove 34701 LRV 8.7 L* 35.31</div>	 <div>Branch 34730 LRV 9.3 L* 36.54</div>	 <div>Char Brown 34740 LRV 5.3 L* 27.48</div>	 <div>Mocha 34750 LRV 5.1 L* 27.08</div>




Driftwood 34755
LRV 11.6 | L* 40.52



Taupe 34760
LRV 8.5 | L* 35




Bird's Eye 34761
LRV 10.5 | L* 38.66




Firefly 34858
LRV 6 | L* 28.45



In The Red 34870
LRV 6.5 | L* 30.64



Rose Wine 34879
LRV 5.8 | L* 28.94



Electric Blue 34988
LRV 6.9 | L* 31.57

Informations Supplémentaires

* To learn more about the recyclability of our products and our re[TURN], please visit shawcontract.com/sustainability.

**Meets or exceeds all local and national regulations in country of manufacture.

***This carpet is manufactured to be ADA compliant, but to be fully ADA compliant, the end-user must ensure the carpet is adhered to the floor and installed as outlined in the ADA standards.

[Installation Guidelines](#)

[Maintenance Guidelines](#)

Specifications are subject to nominal manufacturing variance. Material supply and/or manufacturing processes may necessitate changes without notice.

This product is an exclusive design and may not be duplicated in any manner. Use of this design in the creation of another product design is also strictly prohibited.

Visit shawcontract.com/testing for more information.



Corporate Headquarters +1 800 257 7429 | +1 706 532 7984 | Atlanta +1 404 853 7429 | Bengaluru +91 80 6773 0202 | Beijing +86 10 6568 588 | Chicago +1 312 467 1331 | Dubai +971 4 584 6956 | Hong Kong +852 2623 0371 | Latin America (Miami) +1 305 827 5912 | London +44 207 961 4120 | Los Angeles +1 800 233 1614 | Melbourne +61 3 9939 8543 | Mexico City +55 5010 7600 | Mumbai +91 22 6284 5050 | Nantong +86 400 800 7429 | New York +1 212 953 7429 | Paris +33 (0) 1 81 22 44 39 | San Francisco +1 415 955 1920 | Santiago +562 2431 5000 x 550 | São Paulo +55 11 3071 1702 | Shanghai +86 21 3338 4000 | Singapore +65 6733 1811 | Sydney +61 800 556 302