


Gradient

Product Type	Broadloom	
Collection	Shade	
Style Number	5A153	
Construction	Graphic Loop	
Fibre	Ecosolution Q® Nylon	
Dye Method	100% Solution Dyed	
Primary Backing	Synthetic	
Secondary Backing	Classicbac®	
Protective Treatments	SSP® Shaw Soil Protection	
Recommended Adhesive	1000 Broadloom 4 Gallon, Shaw 1200 or 3800 Indoor Outdoor Broadloom 4 Gallon	
	u.s.	metric
Product Size	12 ft	3.66 m
Gauge	1/8 in	31.5 per 10 cm
Stitches	12.0 per in	47.5 per 10 cm
Finished Pile Thickness	0.098 in	2.49 mm
Average Density	11020 oz/yd³	0.408 g/cm³
Kilotex		13.58
Total Thickness	0.278 in	7.06 mm
Tufted Weight	30 oz/yd²	1017.2 g/m²
Installation Pattern Repeat	None	



Recommended Installation Method

Direct Glue, Double Glue, Stretch-In

Data + Testing

Pill Test	Pass
Radiant Panel (Astm E648)	Class I
Nbs Smoke	Less Than 450
Electrostatic Propensity	Less Than 3.5 kv
Cri Green Label Plus (Glp)	GLP8472
Ada Compliance	>0.6, Meets the recommended static coefficient of friction for ADA walking surfaces and accessible routes***

Test Reports may be included or listed by the manufacturing/inventory style number as opposed to the noted selling style number.

Warranties

10 Year Commercial Limited

Coordinating Products

Carpet Tile: **Gradient Tile**  
Broadloom: **Tint, Tone**













Attributes + Certifications

Health & Wellbeing	
Material Ingredient Transparency	<b>Cradle to Cradle Certified®   Silver Level (Version 3.1)</b> <b>NSF 140   Gold</b>
Indoor Air Quality	<b>CRI Green Label Plus (GLP)   GLP8472</b>
Climate Impact	
Environmental Product Declaration (EPD)	<b>3rd Party Certified in Accordance with ISO14044, ISO14025 &amp; EN15804</b>
Total Recycled Content	<b>&lt;1% (Pre-Consumer &lt;1%   Post-Consumer 0%)</b>
Product Packaging	<b>100% Recyclable</b>
Global Product Assessment	<b>CE Marking (EN 14041)   3rd Party Certified</b> <b>Environmental Guarantee*   Re[turn] Reclamation Program*   Pickup &amp; Delivery Available</b> <b>Country of Origin**   USA</b>






















Green Leed Contribution Credit

MR Credit: Building Product Disclosure and Optimization Environmental Product Declarations - Option 1: Environmental Product Declaration (EPD)	<b>3rd Party Certified in Accordance with ISO14044, ISO14025 &amp; EN15804</b>
MR Credit: Building Product Disclosure and Optimization Material Ingredients - Option 1: Material Ingredient Reporting	<b>C2C Silver Level (Version 3.1)</b>
MR Credit: Building Product Disclosure and Optimization Material Ingredients - Option 2: Material Ingredient Optimization	<b>C2C Silver Level (Version 3.1)</b>
EQ Credit: Low Emitting Materials Option 1: Product Category Calculations	<b>Green Label Plus Certification: GLP8472</b>

Available Colorways

 Beige 34100 LRV 33.9   L* 64.88	 Straw 34103 LRV 26.3   L* 58.29	 Greige 34105 LRV 24.9   L* 57	 Ceramic Glaze 34110 LRV 19.5   L* 51.24	 Sandstone 34111 LRV 17.8   L* 49.31	 French Silver 34150 LRV 17.5   L* 48.92
 Bronze Sheen 34156 LRV 16.2   L* 47.26	 Topaz 34170 LRV 14.1   L* 44.44	 Blissful Yellow 34220 LRV 26.3   L* 58.35	 Limelight 34328 LRV 17.3   L* 48.64	 Essential 34330 LRV 10.7   L* 39.09	 Blue Haze 34402 LRV 9.5   L* 36.91



 <div>Waterside 34456 LRV 9.7   L* 37.3</div>	 <div>Deep Teal 34481 LRV 5.6   L* 28.27</div>	 <div>Sapphire Blue 34485 LRV 4.7   L* 25.72</div>	 <div>Charcoal 34500 LRV 4.5   L* 25.2</div>	 <div>Total Eclipse 34505 LRV 3.5   L* 21.9</div>	 <div>Adrift 34512 LRV 16.3   L* 47.33</div>
 <div>Warm Grey 34518 LRV 19.3   L* 50.98</div>	 <div>Cool Grey 34535 LRV 17.1   L* 48.32</div>	 <div>Grey 34580 LRV 10.5   L* 38.77</div>	 <div>Element 34583 LRV 11.4   L* 40.24</div>	 <div>Mercury 34585 LRV 11.2   L* 39.98</div>	 <div>Mystique 34590 LRV 6.3   L* 30.12</div>
 <div>Cobble Grey 34595 LRV 12.4   L* 41.92</div>	 <div>Slate 34597 LRV 6.3   L* 30.2</div>	 <div>Green Grove 34701 LRV 8.7   L* 35.31</div>	 <div>Branch 34730 LRV 9.3   L* 36.54</div>	 <div>Char Brown 34740 LRV 5.3   L* 27.48</div>	 <div>Mocha 34750 LRV 5.1   L* 27.08</div>
 <div>Driftwood 34755 LRV 11.6   L* 40.52</div>	 <div>Taupe 34760 LRV 8.5   L* 35</div>	 <div>Bird's Eye 34761 LRV 10.5   L* 38.66</div>	 <div>Firefly 34858 LRV 6   L* 28.45</div>	 <div>In The Red 34870 LRV 6.5   L* 30.64</div>	 <div>Rose Wine 34879 LRV 5.8   L* 28.94</div>
 <div>Electric Blue 34988 LRV 6.9   L* 31.57</div>					

 **Quick Ship** 2 Weeks - up to 2,500 square yards from USA

Additional Information

\* To learn more about the recyclability of our products and our Environmental Guarantee, please visit [shawcontract.com/sustainability](http://shawcontract.com/sustainability).

\*\*Meets or exceeds all local and national regulations in country of manufacture. (Manufactured in an ISO 9001 & ISO 14001 certified facility or equivalent)

\*\*\*This carpet is manufactured to be ADA compliant, but to be fully ADA compliant, the end-user must ensure the carpet is adhered to the floor and installed as outlined in the ADA standards.

[Installation Guidelines](#)

[Maintenance Guidelines](#)

Specifications are subject to nominal manufacturing variance. Material supply and/or manufacturing processes may necessitate changes without notice.

This product is an exclusive design and may not be duplicated in any manner. Use of this design in the creation of another product design is also strictly prohibited.

Visit [shawcontract.com/testing](http://shawcontract.com/testing) for more information.

