

Gradient

Nom De Style	Rouleaux
Collection	Shade
Numéro De Style	5A153
Construction	Boucle Graphique
Fibre	Ecosolution Q® Nylon
Méthode De Teinture	100% Teint EN Solution
Endos Primaire	Synthétique
Endos Secondaire	Classicbac®
Traitements Protecteur	Protection Des Sols SSP® Shaw
Adhésif Recommandé	1000 Broadloom 4 Gallon, Shaw 1200 or 3800 Indoor Outdoor Broadloom 4 Gallon

	u.s.	metric
Dimensions Du Produit	12 ft	3.66 m
Jauge	1/8 in	31.5 per 10 cm
Compte De Mailles	12.0 per in	47.5 per 10 cm
Épaisseur Fini	0.098 in	2.49 mm
Densité	11020 oz/yd³	0.408 g/cm³
Kilotex		13.58
Poids De La Fibre Touffetée	0.278 in	7.06 mm
Poids De La Fibre Touffetée	30 oz/yd²	1017.2 g/m²
Répéter Le Schéma d'Installation	None	



Méthodes d'Installation Conseillées

Direct Glue, Double Glue, Stretch-In

Spécifications Du Rendement + Tests Et Essai

Inflamabilité	Pass
Essai Au Panneau Radiant (Astm E648)	Class I
Densité Du Fumée	Less Than 450
Statique	Less Than 3.5 kv
Label Cri Green Label Plus (Glp)	GLP8472
Ada Conformité	≥0.6, conforme au coefficient de frottement statique pour les surfaces de passage et d'accessibilité simplifiée (ADA).***

Test Reports may be included or listed by the manufacturing/inventory style number as opposed to the noted selling style number.

Garanties

Limitée Commerciale De 10 Ans

Coordination Des Produits

Carpet Tile: **Gradient Tile**
Broadloom: **Tint, Tone**

Attributs + Certifications

Health & Wellbeing

Material Ingredient Transparency

Cradle to Cradle Certified® | Niveau Argent (Version 3.1)
NSF 140 | or

Indoor Air Quality

CRI Green Label Plus (GLP) | GLP8472

Climate Impact

Environmental Product Declaration (EPD)

Certifié Par Une Tierce Partie Conformément Aux Normes ISO 14044,
ISO 14025 Et EN 15804

Total Recycled Content

<1% (Pre-Consumer <1% | Post-Consumer 0%)

Product Packaging

100% Recyclable

Global Product Assessment

CE Marking (EN 14041) | Certifié Par Un Tiers

Environmental Guarantee* | Re[turn] Reclamation Program* | Pickup &
Delivery Available













Country of Origin** | Imported
























Contribution Au Certificat Vert Leed

« Crédit MR : Divulcation et optimisation des produits de construction
« Crédit MR : Divulcation et optimisation des produits de construction
« Crédit MR : Divulcation et optimisation des produits de construction
Crédit EQ : matériaux faibles émissions

3rd Party Certified in Accordance with ISO14044, ISO14025 & EN15804
C2C Silver Level (Version 3.1)
C2C Silver Level (Version 3.1)
Green Label Plus Certification: GLP8472

Available Colorways

 Beige 34100 LRV 33.9 L* 64.88	 Straw 34103 LRV 26.3 L* 58.29	 Greige 34105 LRV 24.9 L* 57	 Ceramic Glaze 34110 LRV 19.5 L* 51.24	 Sandstone 34111 LRV 17.8 L* 49.31	 French Silver 34150 LRV 17.5 L* 48.92
 Bronze Sheen 34156 LRV 16.2 L* 47.26	 Topaz 34170 LRV 14.1 L* 44.44	 Blissful Yellow 34220 LRV 26.3 L* 58.35	 Limelight 34328 LRV 17.3 L* 48.64	 Essential 34330 LRV 10.7 L* 39.09	 Blue Haze 34402 LRV 9.5 L* 36.91

 <div>Waterside 34456 LRV 9.7 L* 37.3</div>	 <div>Deep Teal 34481 LRV 5.6 L* 28.27</div>	 <div>Sapphire Blue 34485 LRV 4.7 L* 25.72</div>	 <div>Charcoal 34500 LRV 4.5 L* 25.2</div>	 <div>Total Eclipse 34505 LRV 3.5 L* 21.9</div>	 <div>Adrift 34512 LRV 16.3 L* 47.33</div>
 <div>Warm Grey 34518 LRV 19.3 L* 50.98</div>	 <div>Cool Grey 34535 LRV 17.1 L* 48.32</div>	 <div>Grey 34580 LRV 10.5 L* 38.77</div>	 <div>Element 34583 LRV 11.4 L* 40.24</div>	 <div>Mercury 34585 LRV 11.2 L* 39.98</div>	 <div>Mystique 34590 LRV 6.3 L* 30.12</div>
 <div>Cobble Grey 34595 LRV 12.4 L* 41.92</div>	 <div>Slate 34597 LRV 6.3 L* 30.2</div>	 <div>Green Grove 34701 LRV 8.7 L* 35.31</div>	 <div>Branch 34730 LRV 9.3 L* 36.54</div>	 <div>Char Brown 34740 LRV 5.3 L* 27.48</div>	 <div>Mocha 34750 LRV 5.1 L* 27.08</div>
 <div>Driftwood 34755 LRV 11.6 L* 40.52</div>	 <div>Taupe 34760 LRV 8.5 L* 35</div>	 <div>Bird's Eye 34761 LRV 10.5 L* 38.66</div>	 <div>Firefly 34858 LRV 6 L* 28.45</div>	 <div>In The Red 34870 LRV 6.5 L* 30.64</div>	 <div>Rose Wine 34879 LRV 5.8 L* 28.94</div>
 <div>Electric Blue 34988 LRV 6.9 L* 31.57</div>					

 **Quick Ship** 2 semaines - jusqu'à 2 500 mètres carrés des États-Unis

Informations Supplémentaires

* To learn more about the recyclability of our products and our Environmental Guarantee, please visit shawcontract.com/sustainability.

**Meets or exceeds all local and national regulations in country of manufacture. (Manufactured in an ISO 9001 & ISO 14001 certified facility or equivalent)

***This carpet is manufactured to be ADA compliant, but to be fully ADA compliant, the end-user must ensure the carpet is adhered to the floor and installed as outlined in the ADA standards.

[Installation Guidelines](#)

[Maintenance Guidelines](#)

Specifications are subject to nominal manufacturing variance. Material supply and/or manufacturing processes may necessitate changes without notice.

This product is an exclusive design and may not be duplicated in any manner. Use of this design in the creation of another product design is also strictly prohibited.

Visit shawcontract.com/testing for more information.

