

Escape

| | | |
|-----------------------------|--|---------------------|
| Product Type | Broadloom | |
| Collection | Off The Grid | |
| Style Number | 5A242 | |
| Construction | Multi-Level Pattern/Cut Loop | |
| Fibre | Ecosolution Q® Nylon | |
| Dye Method | 100% Solution Dyed | |
| Primary Backing | Synthetic | |
| Secondary Backing | Ultraloc® | |
| Protective Treatments | SSP® Shaw Soil Protection | |
| Recommended Adhesive | 1000 Broadloom 4 Gallon, Shaw 1200 or 3800 Indoor Outdoor Broadloom 4 Gallon | |
| | u.s. | metric |
| Product Size | 12 ft | 3.66 m |
| Gauge | 1/10 in | 39.4 per 10 cm |
| Stitches | 11.0 per in | 43.0 per 10 cm |
| Finished Pile Thickness | 0.169 in | 4.29 mm |
| Average Density | 5538 oz/yd³ | 0.205 g/cm³ |
| Kilotex | | 13.48 |
| Total Thickness | 0.347 in | 8.81 mm |
| Tufted Weight | 26 oz/yd² | 881.5 g/m² |
| Installation Pattern Repeat | 72 in w x 72 in l | 1.83 m w x 1.83 m l |



Recommended Installation Method

Direct Glue, Double Glue, Stretch-In

Data + Testing

| | |
|----------------------------|--|
| Pill Test | Pass |
| Radiant Panel (Astm E648) | Class I |
| Nbs Smoke | Less Than 450 |
| Electrostatic Propensity | Less Than 3.5 kv |
| Cri Green Label Plus (Glp) | GLP2271 |
| Ada Compliance | >0.6, Meets the recommended static coefficient of friction for ADA walking surfaces and accessible routes*** |

Test Reports may be included or listed by the manufacturing/inventory style number as opposed to the noted selling style number.

Warranties

Lifetime Commercial Limited

Coordinating Products

Carpet Tile: **Expanse Tile, Seek Tile, Discover Tile, Beyond Tile**

Broadloom: **Beyond**













Attributes + Certifications

| | |
|---|---|
| Health & Wellbeing | |
| Material Ingredient Transparency | Cradle to Cradle Certified® Silver Level (Version 3.1) NSF 140 Gold |
| Indoor Air Quality | CRI Green Label Plus (GLP) GLP2271 |
| Climate Impact | |
| Environmental Product Declaration (EPD) | 3rd Party Certified in Accordance with ISO14044, ISO14025 & EN15804 |
| Total Recycled Content | <1% (Pre-Consumer <1% Post-Consumer 0%) |
| Product Packaging | 100% Recyclable |
| Global Product Assessment | CE Marking (EN 14041) 3rd Party Certified Environmental Guarantee* Re[turn] Reclamation Program* Pickup & Delivery Available Country of Origin** USA |

Green Leed Contribution Credit

| | |
|---|--|
| MR Credit: Building Product Disclosure and Optimization Environmental Product Declarations - Option 1: Environmental Product Declaration (EPD) | 3rd Party Certified in Accordance with ISO14044, ISO14025 & EN15804 |
| MR Credit: Building Product Disclosure and Optimization Material Ingredients - Option 1: Material Ingredient Reporting | C2C Silver Level (Version 3.1) |
| MR Credit: Building Product Disclosure and Optimization Material Ingredients - Option 2: Material Ingredient Optimization | C2C Silver Level (Version 3.1) |
| EQ Credit: Low Emitting Materials Option 1: Product Category Calculations | Green Label Plus Certification: GLP2271 |

Available Colorways

| | | | | | |
|--|---|---|--|---|---|
|  |  |  |  |  |  |
| Dune 15105 LRV 19.1 L* 50.76 | Canyon 15180 LRV 13.9 L* 44.05 | Moss 15326 LRV 10 L* 37.93 | Coast 15456 LRV 4.8 L* 26.28 | Vast 15505 LRV 4.1 L* 24.05 | Peak 15506 LRV 19.8 L* 51.61 |
|  |  |  |  |  |  |
| Slope 15518 LRV 9.5 L* 36.85 | Cliff 15530 LRV 12.5 L* 42.06 | Ridge 15580 LRV 7.4 L* 32.75 | Shore 15592 LRV 12.3 L* 41.64 | Summit 15597 LRV 4.9 L* 26.33 | Earth 15760 LRV 6.7 L* 31.04 |

Additional Information

* To learn more about the recyclability of our products and our Environmental Guarantee, please visit shawcontract.com/sustainability.

**Meets or exceeds all local and national regulations in country of manufacture. (Manufactured in an ISO 9001 & ISO 14001 certified facility or equivalent)

***This carpet is manufactured to be ADA compliant, but to be fully ADA compliant, the end-user must ensure the carpet is adhered to the floor and installed as outlined in the ADA standards.

[Installation Guidelines](#)

Maintenance Guidelines

Specifications are subject to nominal manufacturing variance. Material supply and/or manufacturing processes may necessitate changes without notice.

This product is an exclusive design and may not be duplicated in any manner. Use of this design in the creation of another product design is also strictly prohibited.

Visit shawcontract.com/testing for more information.



Corporate Headquarters +1 800 257 7429 | +1 706 532 7984 | Atlanta +1 404 853 7429 | Bengaluru +91 80 6773 0202 | Beijing +86 10 6568 588 | Chicago +1 312 467 1331 | Dubai +971 4 584 6956 | Hong Kong +852 2623 0371 | Latin America (Miami) +1 305 827 5912 | London +44 207 961 4120 | Los Angeles +1 800 233 1614 | Melbourne +61 3 9939 8543 | Mexico City +55 5010 7600 | Mumbai +91 22 6284 5050 | Nantong +86 400 800 7429 | New York +1 212 953 7429 | Paris +33 (0) 1 81 22 44 39 | San Francisco +1 415 955 1920 | Santiago +562 2431 5000 x 550 | São Paulo +55 11 3071 1702 | Shanghai +86 21 3338 4000 | Singapore +65 6733 1811 | Sydney +61 800 556 302