

Escape

Product Type	Broadloom
Collection	Off The Grid
Style Number	5A242
Construction	Multi-Level Pattern Cut/Loop
Fiber	Ecosolution Q® Nylon
Dye Method	100% Solution Dyed
Primary Backing	Synthetic
Secondary Backing	Ultraloc®
Protective Treatments	SSP® Shaw Soil Protection
Recommended Adhesive	1000 Broadloom 4 Gallon or 3800 Indoor Outdoor Broadloom 4 Gallon

	u.s.	metric
Product Size	12 ft	3.66 m
Gauge	1/10 in	39.4 per 10 cm
Stitches	11.0 per in	43.0 per 10 cm
Finished Pile Thickness	0.169 in	4.29 mm
Average Density	5538 oz/yd³	0.205 g/cm³
Kilotex		13.48
Total Thickness	0.347 in	8.81 mm
Tufted Weight	26 oz/yd²	881.5 g/m²
Installation Pattern Repeat	72 in w x 72 in l	1.83 m w x 1.83 m l



Recommended Installation Method

Direct Glue, Double Glue, Stretch-In

Performance + Testing

Pill Test	Pass
Radiant Panel	Class I
NBS Smoke	Less Than 450
Electrostatic Propensity	Less Than 3.5 kv
CRI Green Label Plus (GLP)	GLP2271
ADA Compliance	>0.6, meets the recommended static coefficient of friction for ADA walking surfaces and accessible routes***

Test Reports may be included or listed by the manufacturing/inventory style number as opposed to the noted selling style number.

Warranties

Lifetime Commercial Limited Warranty

Diversity & Inclusion

We promote supplier participation that is reflective of Shaw Industries' diverse customer base and local community. We believe having a strong Supplier Diversity Program is strategic for bringing more innovation to our businesses and opening new markets for growth.

Coordinating Products

Carpet Tile: **Seek Tile, Discover Tile, Beyond Tile, Expanse Tile**

Broadloom: **Beyond**

Material Health & Environmental Certifications

Health & Wellbeing

Material Ingredient Transparency

Cradle to Cradle Certified® | Silver Level (Version 3.1)
Health Product Declaration (HPD) | 1,000 ppm Disclosure
NSF 140 | Gold

Indoor Air Quality

CRI Green Label Plus (GLP) | GLP2271

Climate Impact

Environmental Product Declaration (EPD)

3rd Party Certified in Accordance with ISO14044, ISO14025 & EN15804

Embodied Carbon (Cradle to Gate)

11.6 (based upon 27.41 oz face weight) kg CO₂/m²

Total Recycled Content

<1% (Pre-Consumer <1% | Post-Consumer 0%)

Product Packaging

100% Recyclable

Global Product Assessment

CE Marking (EN 14041) | 3rd Party Certified

Environmental Guarantee* | Re[turn] Reclamation Program* | Pickup & Delivery Available

Country of Origin | USA**

WELL V2 Contribution Credit

X08 Hazardous Material Reduction

C2C Silver Level (Version 3.1)

Part 1: Limit Hazardous Materials Optimization

X10 Volatile Compound Reduction

C2C Silver Level (Version 3.1)

Part 1 (A): Manage Volatile Organic Compounds (VOCs) Optimization

X11 Long Term Emissions Control

Green Label Plus Certification GLP2271

Part 2: Flooring Optimization

X13 Enhanced Material Precaution

C2C Silver Level (Version 3.1)

Part 1: Select Optimized Materials Optimization

X14 Material Transparency

C2C Silver Level (Version 3.1)

Part 1: Promote Ingredient Disclosure Optimization

Leed v4 Contribution Credits

MR Credit: Building Product Disclosure and Optimization

3rd Party Certified in Accordance with ISO14044, ISO14025 & EN15804

Environmental Product Declarations - Option 1: Environmental Product Declaration (EPD)

MR Credit: Building Product Disclosure and Optimization

C2C Silver Level (Version 3.1)

Material Ingredients - Option 1: Material Ingredient Reporting

MR Credit: Building Product Disclosure and Optimization

C2C Silver Level (Version 3.1)


Material Ingredients - Option 2: Material Ingredient Optimization

EQ Credit: Low Emitting Materials

Green Label Plus Certification: GLP2271

Option 1: Product Category Calculations


Available Colorways




Dune 15105
LRV 19.1 | L* 50.76



Canyon 15180
LRV 13.9 | L* 44.05



Moss 15326
LRV 10 | L* 37.93



Coast 15456
LRV 4.8 | L* 26.28




Vast 15505
LRV 4.1 | L* 24.05




Peak 15506
LRV 19.8 | L* 51.61




Slope 15518
LRV 9.5 | L* 36.85




Cliff 15530
LRV 12.5 | L* 42.06



Ridge 15580
LRV 7.4 | L* 32.75



Shore 15592
LRV 12.3 | L* 41.64



Summit 15597
LRV 4.9 | L* 26.33



Earth 15760
LRV 6.7 | L* 31.04

Additional Information

* To learn more about the recyclability of our products and our Environmental Guarantee, please visit shawcontract.com/sustainability.

**Meets or exceeds all local and national regulations in country of manufacture. (Manufactured in an ISO 9001 & ISO 14001 certified facility or equivalent)

***This carpet is manufactured to be ADA compliant, but to be fully ADA compliant, the end-user must ensure the carpet is adhered to the floor and installed as outlined in the ADA standards.

[Installation Guidelines](#)

[Maintenance Guidelines](#)

Specifications are subject to nominal manufacturing variance. Material supply and/or manufacturing processes may necessitate changes without notice.

This product is an exclusive design and may not be duplicated in any manner. Use of this design in the creation of another product design is also strictly prohibited.

Visit shawcontract.com/testing for more information.



PVC-Free