

Escape

Tipo De Produto	Broadloom	
Coleção	Off The Grid	
Número Do Produto	5A242	
Construção	Padrão Multinível / Pêlo Cortado/Bouclé	
Fibra	Ecosolution Q® Nylon	
Método De Tingimento	100% Solution Dyed	
Base Primária	Sintético	
Base Secundária	Ultraloc®	
Tratamentos De Proteção	SSP® Shaw Proteção Anti-Manchas	
Adesivo Recomendado	1000 Broadloom 4 Gallon, Shaw 1200 or 3800 Indoor Outdoor Broadloom 4 Gallon	
	u.s.	metric
Tamanho Do Produto	12 ft	3.66 m
Calibre	1/10 in	39.4 per 10 cm
Pontos	11.0 per in	43.0 per 10 cm
Espessura Da Fibra Acabada	0.169 in	4.29 mm
Densidade Média	5538 oz/yd³	0.205 g/cm³
Kilotex		13.48
Espessura Total	0.347 in	8.81 mm
Peso Da Fibra	26 oz/yd²	881.5 g/m²
Repetição Do Padrão Na Instalação	72 in w x 72 in l	1.83 m w x 1.83 m l



Método De Instalação Recomendado

Direct Glue, Double Glue, Stretch-In

Dados + Teste

Teste De Ignição (Pill)	Pass
Painel Radiante (Astm E648)	Class I
Nbs Fumaça	Less Than 450
Propensão Eletrostática	Less Than 3.5 kv
Cri Green Label Plus (Bpl)	GLP2271
Ada Compliance	≥0.6, Atende as recomendações do coeficiente de fricção estático para as superfícies caminháveis ADA e rotas acessíveis***

Test Reports may be included or listed by the manufacturing/inventory style number as opposed to the noted selling style number.

Garantias

Garantia Comercial Vitalícia Limitada

Produtos Coordenados

Carpet Tile: **Seek Tile, Discover Tile, Beyond Tile, Expanse Tile**
Broadloom: **Beyond**

Atributos + Certificações

Health & Wellbeing

Material Ingredient Transparency

Cradle to Cradle Certified® | Nível Prata (Versão 3.1)
NSF 140 | Ouro

Indoor Air Quality

CRI Green Label Plus (GLP) | GLP2271

Climate Impact

Environmental Product Declaration (EPD)

3rd Party Certified De Acordo Com ISO14044, ISO14025 & EN15804

Total Recycled Content

<1% (Pre-Consumer <1% | Post-Consumer 0%)

Product Packaging

100% Reciclável

Global Product Assessment

CE Marking (EN 14041) | Certificado 3rd Party

Environmental Guarantee* | Re[turn] Reclamation Program* | Pickup & Delivery Available

Country of Origin** | Imported

Crédito De Contribuição

MR Credit: Divulgação e otimização de produtos de construção
Declarações ambientais do produto - Opção 1: Declaração ambiental do produto (EPD)

3rd Party Certified in Accordance with ISO14044, ISO14025 & EN15804

MR Credit: Divulgação e otimização de produtos de construção
Ingredientes materiais - Opção 1: Relatório de ingredientes materiais

C2C Silver Level (Version 3.1)













MR Credit: Divulgação e otimização de produtos de construção
Ingredientes do material - Opção 2: Otimização do ingrediente do material

C2C Silver Level (Version 3.1)

Crédito de EQ: Materiais de baixa emissão
Opção 1: cálculos de categoria de produto

Green Label Plus Certification: GLP2271

Available Colorways

					
Dune 15105 LRV 19.1 L* 50.76	Canyon 15180 LRV 13.9 L* 44.05	Moss 15326 LRV 10 L* 37.93	Coast 15456 LRV 4.8 L* 26.28	Vast 15505 LRV 4.1 L* 24.05	Peak 15506 LRV 19.8 L* 51.61
					
Slope 15518 LRV 9.5 L* 36.85	Cliff 15530 LRV 12.5 L* 42.06	Ridge 15580 LRV 7.4 L* 32.75	Shore 15592 LRV 12.3 L* 41.64	Summit 15597 LRV 4.9 L* 26.33	Earth 15760 LRV 6.7 L* 31.04

Informação Adicional

* To learn more about the recyclability of our products and our Environmental Guarantee, please visit shawcontract.com/sustainability.

**Meets or exceeds all local and national regulations in country of manufacture. (Manufactured in an ISO 9001 & ISO 14001 certified facility or equivalent)

***This carpet is manufactured to be ADA compliant, but to be fully ADA compliant, the end-user must ensure the carpet is adhered to the floor and installed as outlined in the ADA standards.

[Installation Guidelines](#)

Maintenance Guidelines

Specifications are subject to nominal manufacturing variance. Material supply and/or manufacturing processes may necessitate changes without notice.

This product is an exclusive design and may not be duplicated in any manner. Use of this design in the creation of another product design is also strictly prohibited.

Visit shawcontract.com/testing for more information.



Corporate Headquarters +1 800 257 7429 | +1 706 532 7984 | Atlanta +1 404 853 7429 | Bengaluru +91 80 6773 0202 | Beijing +86 10 6568 588 | Chicago +1 312 467 1331 | Dubai +971 4 584 6956 | Hong Kong +852 2623 0371 | Latin America (Miami) +1 305 827 5912 | London +44 207 961 4120 | Los Angeles +1 800 233 1614 | Melbourne +61 3 9939 8543 | Mexico City +55 5010 7600 | Mumbai +91 22 6284 5050 | Nantong +86 400 800 7429 | New York +1 212 953 7429 | Paris +33 (0) 1 81 22 44 39 | San Francisco +1 415 955 1920 | Santiago +562 2431 5000 x 550 | São Paulo +55 11 3071 1702 | Shanghai +86 21 3338 4000 | Singapore +65 6733 1811 | Sydney +61 800 556 302