

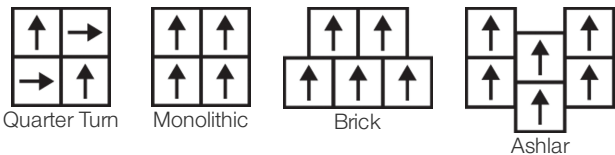
Eon

Colección	Eon + Amalgam	
Número De Estilo	4112V	
Construcción	Heavy Commercial Luxury Vinyl Tile	
clase	Class III, Type B	
Terminación	ExoGuard®	
	U.s.	Metric
Dimensiones Nominales	20 in w x 20 in l	50 cm w x 50 cm l
Dimensiones Reales	19.69 in w x 19.69 in l	50.01 cm w x 50.01 cm l
Desgaste De La Capa De Uso	22 mil (0.022 in)	0.56 mm
Espesor Total Del Producto	0.197 in	5 mm
Perfil De Borde	Borde Cuadrado	
Installation Type	Loose Lay	
Instalación	Direct Glue Or Perimeter Glue	
Adhesivo Recomendado	S150-95 Resilient Tile Spray, , 4200 Resilient Tile 4 Gallon, 2200 Semi-Wet Resilient 4 Gallon Pail, 2200 Semi-Wet Resilient 1 Gallon Pail, or 4151 Multi-Use Premium 4 Gallon	

Embalaje

Piezas Por Caja	10 pcs	
Área Por Caja	26.91 sq ft	2.5 sq m
Peso Por Caja	45.86 lbs	20.8 kg

Método De Instalación Recomendado



Productos Que Combinan

LVT: Amalgam

desempeño + pruebas

resistencia al calor (ASTM F1514)	Passes
resistencia a la luz (ASTM F1515)	Passes
resistencia a productos químicos (ASTM F925)	Passes
panel radiante (ASTM E648)	Passes, Class I
coeficiente de fricción (ASTM D2407, resistencia al deslizamiento)	>0.6, meets the recommended static coefficient of friction for ADA walking surfaces and accessible routes

Test Reports may be included or listed by the manufacturing/inventory style number as opposed to the noted selling style number.



Garantías

[15 Años Limitado A Uso Comercial](#)

Diversity & Inclusion

We promote supplier participation that is reflective of Shaw Industries' diverse customer base and local community. We believe having a strong Supplier Diversity Program is strategic for bringing more innovation to our businesses and opening new markets for growth.

Atributos + Certificaciones

Health & Wellbeing	
Material Ingredient Transparency	Health Product Declaration (HPD) 1000 ppm Disclosure
Indoor Air Quality	FloorScore® Certificado
Climate Impact	
Environmental Product Declaration (EPD)	Certificado Tercerizado De Acuerdo Con La Norma ISO 14025, EN 15804, & ISO 21930:2017
Embodied Carbon (Cradle to Gate)	11.59 Kg CO ₂ /M ²
Total Recycled Content	0% (Pre-Consumer 0% Post-Consumer 0%)
Global Product Assessment	
Country of Origin Imported	

WELL V2 Contribution Credit







X01 Fundamental Material Precautions Part 1: (C): Restrict Asbestos Precondition	Absence of Asbestos
X08 Hazardous Material Reduction Part 1: Limit Hazardous Materials Optimization – 1 pt	Absence of Heavy Metals
X10 Volatile Compound Reduction Part 1 (A): Manage Volatile Organic Compounds (VOCs) Optimization – 1 pt	Absence of Halogenated Flame Retardants
Part 2: Manage Semi-Volatile Organic Compounds (SVOCs) Optimization – 1 pt	Ortho-Phthalates
X11 Long Term Emissions Control Part 2: Flooring Optimization – 1 pt	FloorScore Certificate
X14 Material Transparency Part 1: Promote Ingredient Disclosure Optimization – max 2 pts	Health Product Declaration (HPD) 1000 Ppm Disclosure

Contribución Para Créditos Leed

Crédito MR: Divulgación y optimización de productos de construcción Ingredientes de materiales - Opción 1: Informe de ingredientes de los materiales	Health Product Declaration (HPD) 1000 Ppm Disclosure
Crédito MR: Divulgación y optimización de productos de construcción Declaraciones ambientales de productos - Opción 1: Declaración ambiental de productos (EPD)	3rd Party Certified in Accordance with ISO 14025, EN 15804, & ISO 21930:2017
Crédito EQ: Materiales de baja emisión Opción 1: Cálculos de categoría de producto	FloorScore® Certified

Installation Guidelines	Please visit www.shawcontract.com for the most current warranty information. Specifications are subject to nominal manufacturing variance. Material supply and/or manufacturing processes may necessitate changes without notice. This product is an exclusive design and may not be duplicated in any manner. Use of this design in the creation of another product design is also strictly prohibited. Visit shawcontract.com/testing for more information.
Maintenance Guidelines	

Available Colorways

					
Rift 12114 LRV 43.9 L* 72.17 V2 - Slight Variation	Strata 12506 LRV 27.4 L* 59.3 V2 - Slight Variation	Epoch 12518 LRV 21.1 L* 53.05 V2 - Slight Variation	Metamorphic 12530 LRV 16.9 L* 48.14 V2 - Slight Variation	Basin 12585 LRV 16.3 L* 47.31 V2 - Slight Variation	Obsidian 12595 LRV 11.3 L* 40.14 V2 - Slight Variation

Color and Visual Variation Index

Shade and texture variation is inherent in all resilient products and can vary significantly from piece to piece. Samples should be used to assess color.

