

Eon

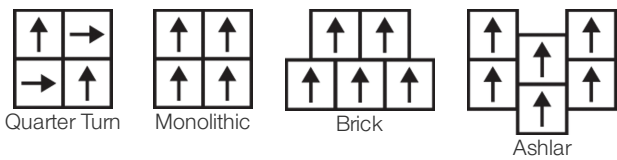
Collection	Eon + Amalgam	
Numéro De Style	4112V	
Construction	Carreau De Vinyle De Luxe Commercial Lourd	
classe	Class III, Type B	
Finition	ExoGuard®	
	Impérial	Métrique
Dimensions Nominales	20 in w x 20 in l	50 cm w x 50 cm l
Dimensions Réelles	19.69 in w x 19.69 in l	50.01 cm w x 50.01 cm l
Épaisseur De La Couche d'Usure	22 mil (0.022 in)	0.56 mm
Épaisseur Générale Du Produit	0.197 in	5 mm
Profil Du Bord	Bord Carré	
Installation Type	Loose Lay	
Installation	Direct Glue Or Perimeter Glue	
Adhésif Recommandé	S150-95 Resilient Tile Spray, 4200 Resilient Tile 4 Gallon, 2200 Semi-Wet Resilient 4 Gallon Pail, 2200 Semi-Wet Resilient 1 Gallon Pail or 4151 Multi-Use Premium 4 Gallon	



Emballage

Pièces Par Carton	10 pcs	
Surface Par Carton	26.91 sq ft	2.5 sq m
Poids Par Carton	45.86 lbs	20.8 kg

Méthodes d'Installation Conseillées



Coordination Des Produits

LVT: Amalgam

performance + Tests et essai

résistance à la chaleur (ASTM F1514)	Passes
résistance à la lumière (ASTM F1515)	Passes
résistance chimique (ASTM F925)	Passes
Essai au panneau radiant (Astm E648)	Passes, Class I
coefficient de frottement (ASTM D2407, résistance au glissement)	>0.6, meets the recommended static coefficient of friction for ADA walking surfaces and accessible routes

Test Reports may be included or listed by the manufacturing/inventory style number as opposed to the noted selling style number.

Garanties

[Limitée Commerciale De 15 Ans](#)
[Commercial 15 Year Underbed Bond Warranty](#)

Diversity & Inclusion

We promote supplier participation that is reflective of Shaw Industries' diverse customer base and local community. We believe having a strong Supplier Diversity Program is strategic for bringing more innovation to our businesses and opening new markets for growth.

Attributs + Certifications

Health & Wellbeing

Material Ingredient Transparency

Indoor Air Quality

Health Product Declaration (HPD) | 1000 ppm Disclosure

FloorScore® | Agréé

Climate Impact

Environmental Product Declaration (EPD)

Embodied Carbon (Cradle to Gate)

Total Recycled Content

Certifié Par Une Tierce Partie Conformément Aux Normes ISO 14025, EN 15804 Et ISO 21930:2017

11.59 Kg CO₂/M²

0% (Pre-Consumer 0% | Post-Consumer 0%)

Global Product Assessment

Country of Origin | Imported

WELL V2 Contribution Credit

X01 Fundamental Material Precautions Part 1: (C): Restrict Asbestos Precondition

X08 Réduction des matières dangereuses Partie 1 : Optimisation des limites des matières dangereuses – 1 pt

X10 Réduction des composés volatils Partie 1 (A) : Gérer l'optimisation des composés organiques volatils (COV) - 1 pt

Partie 2 : Gérer l'optimisation des composés organiques semi-volatils (COSV) - 1 pt

X11 Contrôle des émissions à long terme Partie 2 : Optimisation des revêtements de sol – 1 pt

X14 Transparence des matériaux Partie 1 : Promouvoir l'optimisation de la divulgation des ingrédients - max 2 pts

Absence of Asbestos**Absence of Heavy Metals****Absence of Halogenated Flame Retardants****Ortho-Phthalates****FloorScore Certificate****Health Product Declaration (HPD) | 1000 Ppm Disclosure**

Contribution Au Certificat Vert Leed

« Crédit MR : Divulgation et optimisation des produits de construction

« Crédit MR : Divulgation et optimisation des produits de construction

Crédit EQ : matériaux faibles émissions







[Installation Guidelines](#)
[Maintenance Guidelines](#)
Health Product Declaration (HPD) | 1000 Ppm Disclosure**3rd Party Certified in Accordance with ISO 14025, EN 15804, & ISO 21930:2017****FloorScore Certified**Please visit www.shawcontract.com for the most current warranty information.

Specifications are subject to nominal manufacturing variance. Material supply and/or manufacturing processes may necessitate changes without notice.

This product is an exclusive design and may not be duplicated in any manner. Use of this design in the creation of another product design is also strictly prohibited.

Visit shawcontract.com/testing for more information.

Available Colorways

					
Rift 12114 LRV 43.9 L* 72.17 V2 - Slight Variation	Strata 12506 LRV 27.4 L* 59.3 V2 - Slight Variation	Epoch 12518 LRV 21.1 L* 53.05 V2 - Slight Variation	Metamorphic 12530 LRV 16.9 L* 48.14 V2 - Slight Variation	Basin 12585 LRV 16.3 L* 47.31 V2 - Slight Variation	Obsidian 12595 LRV 11.3 L* 40.14 V2 - Slight Variation

Color and Visual Variation Index

Shade and texture variation is inherent in all resilient products and can vary significantly from piece to piece. Samples should be used to assess color.

V1  Uniform Appearance	V2  Slight Variation	V3  Moderate Variation	V4  Substantial Variation
---	--	---	--