

Terrain II 20 Mil 5 Mm

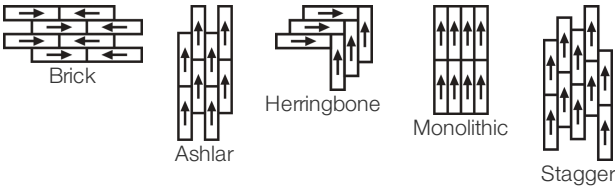
Colección	Terrain II	
Número De Estilo	4110V	
Construcción	Heavy Commercial Luxury Vinyl Tile	
clase	Class III, Type B	
Terminación	ExoGuard+®	
	U.s.	Metric
Dimensiones Nominales	6 in w x 48 in l	15 cm w x 122 cm l
Dimensiones Reales	6.00 in w x 48.00 in l	15.24 cm w x 121.92 cm l
Desgaste De La Capa De Uso	20 mil (0.02 in)	0.51 mm
Espesor Total Del Producto	0.197 in	5 mm
Perfil De Borde	Borde Cuadrado	
Instalación	Direct Glue	
Adhesivo Recomendado	S150 Resilient Sheet Spray 1 Can, , 4200 Resilient Tile 4 Gallon, 2200 Semi-Wet Resilient 4 Gallon Pail, 2200 Semi-Wet Resilient 1 Gallon Pail, or 4151 Multi-Use Premium 4 Gallon	

Embalaje

Piezas Por Caja	10 pcs	
Área Por Caja	20 sq ft	1.86 sq m
Peso Por Caja	35.1 lbs	15.92 kg



Método De Instalación Recomendado



Productos Que Combinan

LVT: Terrain II 12 Mil, Terrain II 20 Mil, Terrain II 30 Mil

Rigid Core: Terrain II Rigid Core

desempeño + pruebas

margen adicional residual (ASTM F1914)	Passes
resistencia a productos químicos (ASTM F925)	Passes

Test Reports may be included or listed by the manufacturing/inventory style number as opposed to the noted selling style number.

Garantías

[15 Años Limitado A Uso Comercial](#)  
[Commercial 15 Year Underbed Bond Warranty](#)

Diversity & Inclusion

We promote supplier participation that is reflective of Shaw Industries' diverse customer base and local community. We believe having a strong Supplier Diversity Program is strategic for bringing more innovation to our businesses and opening new markets for growth.

Atributos + Certificaciones

Health & Wellbeing	
Material Ingredient Transparency	Health Product Declaration (HPD)   1000 ppm Disclosure
Indoor Air Quality	FloorScore®   Certificado
Climate Impact	
Environmental Product Declaration (EPD)	Certificado Tercerizado De Acuerdo Con La Norma ISO 14025, EN 15804, & ISO 21930:2017
Embodied Carbon (Cradle to Gate)	14.9 Kg Co <sub>2</sub> /M <sup>2</sup>
Total Recycled Content	0% (Pre-Consumer 0%   Post-Consumer 0%)
Global Product Assessment	Country of Origin   United States

WELL V2 Contribution Credit

X01 Fundamental Material Precautions Part 1: (C): Restrict Asbestos Precondition	<b>Absence of Asbestos</b>
X08 Hazardous Material Reduction Part 1: Limit Hazardous Materials Optimization – 1 pt	<b>Absence of Heavy Metals</b>
X10 Volatile Compound Reduction Part 1 (A): Manage Volatile Organic Compounds (VOCs) Optimization – 1 pt	<b>Absence of Halogenated Flame Retardants</b>
Part 2: Manage Semi-Volatile Organic Compounds (SVOCs) Optimization – 1 pt	<b>Ortho-Phthalates</b>
X11 Long Term Emissions Control Part 2: Flooring Optimization – 1 pt	<b>FloorScore Certificate</b>

Contribución Para Créditos Leed

Crédito MR: Divulgación y optimización de productos de construcción Ingredientes de materiales - Opción 1: Informe de ingredientes de los materiales	<b>Health Product Declaration (HPD)   100 Ppm Disclosure</b>
Crédito MR: Divulgación y optimización de productos de construcción Declaraciones ambientales de productos - Opción 1: Declaración ambiental de productos (EPD)	<b>3rd Party Certified in Accordance with ISO 14025, EN 15804, &amp; ISO 21930:2017</b>
Crédito EQ: Materiales de baja emisión Opción 1: Cálculos de categoría de producto	<b>FloorScore® Certified</b>

Información Adicional

* To learn more about the recyclability of our products and our Environmental Guarantee, please visit <a href="http://shawcontract.com/sustainability">shawcontract.com/sustainability</a> .	
<a href="#">Installation Guidelines</a>	Please visit <a href="http://www.shawcontract.com">www.shawcontract.com</a> for the most current warranty information.
<a href="#">Maintenance Guidelines</a>	Specifications are subject to nominal manufacturing variance. Material supply and/or manufacturing processes may necessitate changes without notice.
	This product is an exclusive design and may not be duplicated in any manner. Use of this design in the creation of another product design is also strictly prohibited.
	Visit <a href="http://shawcontract.com/testing">shawcontract.com/testing</a> for more information.

### Available Colorways


					
Satinwood 00140	Willow 00170 V4 - Substantial Variation	Thatch 00173 V2 - Slight Variation	Ash 00174 V3 - Moderate Variation	Butternut 00210	Saffron 00230 V2 - Slight Variation
					
Prime 00240	Trail 00256 V2 - Slight Variation	Olive 00350 V2 - Slight Variation	Spruce 00360 V2 - Slight Variation	Aqua 00370 V2 - Slight Variation	Azure 00400 V2 - Slight Variation
					
Ink 00450 V2 - Slight Variation	Poplar 00515	Slate 00540 V2 - Slight Variation	Shade 00564 V2 - Slight Variation	Root 00568 V4 - Substantial Variation	Timber 00572 V2 - Slight Variation
					
Graphite 00580 V2 - Slight Variation	Terra 00600 V2 - Slight Variation	Redwood 00650 V2 - Slight Variation	Taun 00660	Pirch 00684 V2 - Slight Variation	Natural 00710 V2 - Slight Variation
					
Lodge 00740 V2 - Slight Variation	Elm 00761	Grove 00769 V3 - Moderate Variation	Nest 00774 V2 - Slight Variation	Echo 00775 V2 - Slight Variation	Cherry 00850 V2 - Slight Variation








### Color and Visual Variation Index

Shade and texture variation is inherent in all resilient products and can vary significantly from piece to piece. Samples should be used to assess color.

V1  
Uniform Appearance

V2  
Slight Variation

V3  
Moderate Variation

V4  
Substantial Variation

