

Abide

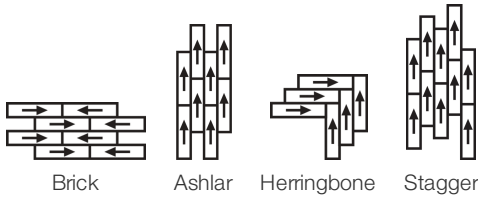
Collection	Abide & Inhabit	
Style Number	4107V	
Construction	Heavy Commercial Luxury Vinyl Tile	
Class / ASTM F1700	Class III, Type B	
Finish	ExoGuard+®	
	U.S.	Metric
Nominal Dimensions	7 in w x 47 in l	18 cm w x 120 cm l
Actual Dimensions	7.09 in w x 47.24 in l	18.01 cm w x 119.99 cm l
Wear Layer Thickness	20 mil (0.02 in)	0.51 mm
Overall Thickness	0.098 in	2.5 mm
Edge Profile	Squared Edge	
Installation Type	Dry Back	
Installation	Direct Glue	
Recommended Adhesive	S150 Resilient Sheet Spray 1 Can, , 4200 Resilient Tile 4 Gallon, 2200 Semi-Wet Resilient 4 Gallon Pail, 2200 Semi-Wet Resilient 1 Gallon Pail, or 4151 Multi-Use Premium 4 Gallon	

Packaging

Pieces per Carton	18 pcs	
Area per Carton	41.85 sq ft	3.89 sq m
Weight per Carton	38.64 lbs	17.53 kg



Recommended Installation Method



Coordinating Products

Sheet: Inhabit Sheet

Performance + Testing

Static Load (ASTM F970)	Passes (Modified), *1500 lbs	*This test is intended to compare relative properties of different styles and constructions. Results are based on a laboratory test and used for comparative purposes - real life load limit may vary.
Residual Indentation (ASTM F1914)	Passes	
Resistance to Heat (ASTM F1514)	Passes	
Resistance to Light (ASTM F1515)	Passes	
Resistance to Chemicals (ASTM F925)	Passes	
Radiant Panel (ASTM E648)	Passes, Class I	
Coefficient of Friction (ASTM D2047, Slip Resistance)	>0.6, meets the recommended static coefficient of friction for ADA walking surfaces and accessible routes	
Test Reports may be included or listed by the manufacturing/inventory style number as opposed to the noted selling style number.		

Warranties

- 15 Year Commercial Limited Warranty
- Commercial 15 Year Underbed Bond Warranty

Diversity & Inclusion

We promote supplier participation that is reflective of Shaw Industries' diverse customer base and local community. We believe having a strong Supplier Diversity Program is strategic for bringing more innovation to our businesses and opening new markets for growth.

Material Health & Environmental Certifications

Health & Wellbeing

Material Ingredient Transparency	Health Product Declaration (HPD) 1000 ppm Disclosure
Indoor Air Quality	FloorScore® Certified

Climate Impact

Environmental Product Declaration (EPD)	3rd Party Certified in Accordance with ISO 14025, EN 15804, & ISO 21930:2017
Embodied Carbon (Cradle to Gate)	6.05 Kg CO ₂ /M ²
Life-Cycle Carbon Emissions	Low Embodied Carbon
Total Recycled Content	0% (Pre-Consumer 0% Post-Consumer 0%)

Global Product Assessment

CE Marking (EN 14041) 3rd Party Certified
Country of Origin Imported

WELL V2 Contribution Credit

X01 Fundamental Material Precautions

Part 1: (C): Restrict Asbestos Precondition

X08 Hazardous Material Reduction

Part 1: Limit Hazardous Materials Optimization

X10 Volatile Compound Reduction

Part 1 (A): Manage Volatile Organic Compounds (VOCs) Optimization

X10 Volatile Compound Reduction

Part 2: Manage Semi-Volatile Organic Compounds (SVOCs) Optimization

X11 Long Term Emissions Control

Part 2: Flooring Optimization

X14 Material Transparency

Part 1: Promote Ingredient Disclosure Optimization

Absence of Asbestos**Absence of Heavy Metals****Absence of Halogenated Flame Retardants****Ortho-Phthalates****FloorScore Certificate****Health Product Declaration (HPD) | 1000 Ppm Disclosure**

Leed v4 Contribution Credits

MR Credit: Building Product Disclosure and Optimization

Material Ingredients - Option 1: Material Ingredient Reporting

MR Credit: Building Product Disclosure and Optimization

Environmental Product Declarations - Option 1: Environmental Product Declaration (EPD)

EQ Credit: Low Emitting Materials

Option 1: Product Category Calculations





Health Product Declaration (HPD) | 1000 Ppm Disclosure**3rd Party Certified in Accordance with ISO 14025, EN 15804, & ISO 21930:2017****FloorScore Certified**[Installation Guidelines](#)[Maintenance Guidelines](#)Please visit www.shawcontract.com for the most current warranty information.

Specifications are subject to nominal manufacturing variance. Material supply and/or manufacturing processes may necessitate changes without notice.


This product is an exclusive design and may not be duplicated in any manner. Use of this design in the creation of another product design is also strictly prohibited.





Visit shawcontract.com/testing for more information.

Available Colorways

Conch Shell Oak 07140
LRV 31.4 | L* 62.8Heirloom Oak 07150
LRV 22.9 | L* 54.92Maize Wenge 07210
LRV 33.5 | L* 64.52Wheat Oak 07220
LRV 32.6 | L* 63.86Tahini Oak 07240
LRV 27 | L* 58.95Caramel Wenge 07250
LRV 22.7 | L* 54.73

Cadmium Oak 07515

Anise Oak 07570
LRV 13.4 | L* 43.36Spiced Oak 07630
LRV 13.9 | L* 44.11Palomino Oak 07660
LRV 20.3 | L* 52.14Brushed Suede Oak 07700
LRV 13.4 | L* 43.36Allspice Walnut 07710
LRV 12.2 | L* 41.53

			
Coriander Oak 07720 LRV 20.6 L* 52.5	Gabon Wenge 07730 LRV 10.9 L* 39.35	Chocolate Walnut 07760 LRV 9.3 L* 36.48	Raw Umber Oak 07780 LRV 9.3 L* 36.58

