

Abide

Colección	Abide & Inhabit	
Número De Estilo	4107V	
Construcción	Heavy Commercial Luxury Vinyl Tile	
clase	Class III, Type B	
Terminación	ExoGuard+®	
	U.s.	Metric
Dimensiones Nominales	7 in w x 47 in l	18 cm w x 120 cm l
Dimensiones Reales	7.09 in w x 47.24 in l	18.01 cm w x 119.99 cm l
Desgaste De La Capa De Uso	20 mil (0.02 in)	0.51 mm
Espesor Total Del Producto	0.098 in	2.5 mm
Perfil De Borde	Borde Cuadrado	
Installation Type	Dry Back	
Instalación	Direct Glue	
Adhesivo Recomendado	S150 Resilient Sheet Spray 1 Can, , 4200 Resilient Tile 4 Gallon, 2200 Semi-Wet Resilient 4 Gallon Pail, 2200 Semi-Wet Resilient 1 Gallon Pail, or 4151 Multi-Use Premium 4 Gallon	

Embalaje

Piezas Por Caja	18 pcs	
Área Por Caja	41.85 sq ft	3.89 sq m
Peso Por Caja	38.64 lbs	17.53 kg



Método De Instalación Recomendado



Productos Que Combinan

Sheet: Inhabit Sheet

desempeño + pruebas

carga estática (ASTM F970)	Passes (Modified), *1500 lbs	*This test is intended to compare relative properties of different styles and constructions. Results are based on a laboratory test and used for comparative purposes - real life load limit may vary.
margen adicional residual (ASTM F1914)	Passes	
resistencia al calor (ASTM F1514)	Passes	
resistencia a la luz (ASTM F1515)	Passes	
resistencia a productos químicos (ASTM F925)	Passes	
panel radiante (ASTM E648)	Passes, Class I	
coeficiente de fricción (ASTM D2407, resistencia al deslizamiento)	>0.6, meets the recommended static coefficient of friction for ADA walking surfaces and accessible routes	
Test Reports may be included or listed by the manufacturing/inventory style number as opposed to the noted selling style number.		

Garantías

- Commercial 15 Year Underbed Bond Warranty
- 15 Años Limitado A Uso Comercial

Diversity & Inclusion

We promote supplier participation that is reflective of Shaw Industries' diverse customer base and local community. We believe having a strong Supplier Diversity Program is strategic for bringing more innovation to our businesses and opening new markets for growth.

Atributos + Certificaciones

Health & Wellbeing	
Material Ingredient Transparency	Health Product Declaration (HPD) 1000 ppm Disclosure
Indoor Air Quality	FloorScore® Certificado
Climate Impact	
Environmental Product Declaration (EPD)	Certificado Tercerizado De Acuerdo Con La Norma ISO 14025, EN 15804, & ISO 21930:2017
Embodied Carbon (Cradle to Gate)	6.05 Kg Co ₂ /M ²
Life-Cycle Carbon Emissions	Low Embodied Carbon
Total Recycled Content	0% (Pre-Consumer 0% Post-Consumer 0%)
Global Product Assessment	
	CE Marking (EN 14041) Certificado Tercerizado
	Country of Origin Imported

WELL V2 Contribution Credit

X01 Fundamental Material Precautions Part 1: (C): Restrict Asbestos Precondition
 X08 Hazardous Material Reduction Part 1: Limit Hazardous Materials Optimization – 1 pt
 X10 Volatile Compound Reduction Part 1 (A): Manage Volatile Organic Compounds (VOCs) Optimization – 1 pt
 Part 2: Manage Semi-Volatile Organic Compounds (SVOCs) Optimization – 1 pt
 X11 Long Term Emissions Control Part 2: Flooring Optimization – 1 pt
 X14 Material Transparency Part 1: Promote Ingredient Disclosure Optimization – max 2 pts

Absence of Asbestos
Absence of Heavy Metals
Absence of Halogenated Flame Retardants
Ortho-Phthalates
FloorScore® Certificate
Health Product Declaration (HPD) | 1000 Ppm Disclosure

Contribución Para Créditos Leed

Crédito MR: Divulgación y optimización de productos de construcción
 Ingredientes de materiales - Opción 1: Informe de ingredientes de los materiales
 Crédito MR: Divulgación y optimización de productos de construcción
 Declaraciones ambientales de productos - Opción 1: Declaración ambiental de productos (EPD)
 Crédito EQ: Materiales de baja emisión
 Opción 1: Cálculos de categoría de producto

Health Product Declaration (HPD) | 1000 Ppm Disclosure
3rd Party Certified in Accordance with ISO 14025, EN 15804, & ISO 21930:2017
FloorScore® Certified













[Installation Guidelines](#)
[Maintenance Guidelines](#)





Please visit www.shawcontract.com for the most current warranty information.
 Specifications are subject to nominal manufacturing variance. Material supply and/or manufacturing processes may necessitate changes without notice.

This product is an exclusive design and may not be duplicated in any manner. Use of this design in the creation of another product design is also strictly prohibited.

Visit shawcontract.com/testing for more information.

Available Colorways

					
Conch Shell Oak 07140 LRV 31.4 L* 62.8	Heirloom Oak 07150 LRV 22.9 L* 54.92	Maize Wenge 07210 LRV 33.5 L* 64.52	Wheat Oak 07220 LRV 32.6 L* 63.86	Tahini Oak 07240 LRV 27 L* 58.95	Caramel Wenge 07250 LRV 22.7 L* 54.73
					
Cadmium Oak 07515	Anise Oak 07570 LRV 13.4 L* 43.36	Spiced Oak 07630 LRV 13.9 L* 44.11	Palomino Oak 07660 LRV 20.3 L* 52.14	Brushed Suede Oak 07700 LRV 13.4 L* 43.36	Allspice Walnut 07710 LRV 12.2 L* 41.53

			
Coriander Oak 07720 LRV 20.6 L* 52.5	Gabon Wenge 07730 LRV 10.9 L* 39.35	Chocolate Walnut 07760 LRV 9.3 L* 36.48	Raw Umber Oak 07780 LRV 9.3 L* 36.58

