

Abide

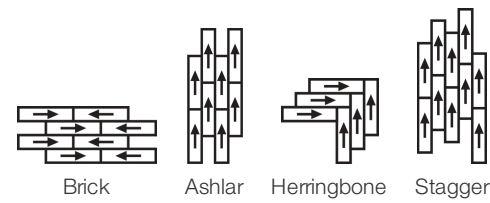
Collection	Abide & Inhabit	
Style Number	4107V	
Construction	Heavy Commercial Luxury Vinyl Tile	
class	Class III, Type B	
Finish	ExoGuard+®	
	U.s.	Metric
Nominal Dimensions	7 in w x 47 in l	18 cm w x 120 cm l
Actual Dimensions	7.09 in w x 47.24 in l	18.01 cm w x 119.99 cm l
Wear Layer Thickness	20 mil (0.02 in)	0.51 mm
Overall Product Thickness	0.098 in	2.5 mm
Edge Profile	Squared Edge	
Installation Type	Dry Back	
Installation	Direct Glue	
Recommended Adhesive	S150 Resilient Sheet Spray 1 Can, , 4200 Resilient Tile 4 Gallon, 2200 Semi-Wet Resilient 4 Gallon Pail, 2200 Semi-Wet Resilient 1 Gallon Pail, or 4151 Multi-Use Premium 4 Gallon	

Packaging

Pieces Per Box	18 pcs	
Area Per Box	41.85 sq ft	3.89 sq m
Weight Per Box	38.64 lbs	17.53 kg



Recommended Installation Method



Coordinating Products

Sheet: Inhabit Sheet

performance + testing

static load (ASTM F970)	Passes (Modified), *1500 lbs	*This test is intended to compare relative properties of different styles and constructions. Results are based on a laboratory test and used for comparative purposes - real life load limit may vary.
residual indentation (ASTM F1914)	Passes	
resistance to heat (ASTM F1514)	Passes	
resistance to light (ASTM F1515)	Passes	
resistance to chemicals (ASTM F925)	Passes	
radiant panel (ASTM E648)	Passes, Class I	
coefficient of friction (ASTM D2407, slip resistance)	>0.6, meets the recommended static coefficient of friction for ADA walking surfaces and accessible routes	
Test Reports may be included or listed by the manufacturing/inventory style number as opposed to the noted selling style number.		

Warranties

- 15 Year Commercial Limited
- Commercial 15 Year Underbed Bond Warranty

Diversity & Inclusion

We promote supplier participation that is reflective of Shaw Industries' diverse customer base and local community. We believe having a strong Supplier Diversity Program is strategic for bringing more innovation to our businesses and opening new markets for growth.

Attributes + Certifications

Health & Wellbeing	
Material Ingredient Transparency	Health Product Declaration (HPD) 1000 ppm Disclosure
Indoor Air Quality	FloorScore® Certified
Climate Impact	
Environmental Product Declaration (EPD)	3rd Party Certified in Accordance with ISO 14025, EN 15804, & ISO 21930:2017
Embodied Carbon (Cradle to Gate)	6.05 Kg CO ₂ /M ²
Total Recycled Content	0% (Pre-Consumer 0% Post-Consumer 0%)
Global Product Assessment	CE Marking (EN 14041) 3rd Party Certified
	Country of Origin Imported

WELL V2 Contribution Credit

X01 Fundamental Material Precautions Part 1: (C): Restrict Asbestos Precondition	Absence of Asbestos
X08 Hazardous Material Reduction Part 1: Limit Hazardous Materials Optimization – 1 pt	Absence of Heavy Metals
X10 Volatile Compound Reduction Part 1 (A): Manage Volatile Organic Compounds (VOCs) Optimization – 1 pt	Absence of Halogenated Flame Retardants
Part 2: Manage Semi-Volatile Organic Compounds (SVOCs) Optimization – 1 pt	Ortho-Phthalates
X11 Long Term Emissions Control Part 2: Flooring Optimization – 1 pt	FloorScore Certificate
X14 Material Transparency Part 1: Promote Ingredient Disclosure Optimization – max 2 pts	Health Product Declaration (HPD) 1000 Ppm Disclosure

Green Leed Contribution Credit

MR Credit: Building Product Disclosure and Optimization
Material Ingredients - Option 1: Material Ingredient Reporting

MR Credit: Building Product Disclosure and Optimization
Environmental Product Declarations - Option 1: Environmental Product Declaration (EPD)

EQ Credit: Low Emitting Materials
Option 1: Product Category Calculations

[Installation Guidelines](#)

[Maintenance Guidelines](#)

Health Product Declaration (HPD) | 1000 Ppm Disclosure

3rd Party Certified in Accordance with ISO 14025, EN 15804, & ISO 21930:2017

FloorScore® Certified

















Please visit www.shawcontract.com for the most current warranty information.

Specifications are subject to nominal manufacturing variance. Material supply and/or manufacturing processes may necessitate changes without notice.

This product is an exclusive design and may not be duplicated in any manner. Use of this design in the creation of another product design is also strictly prohibited.

Visit shawcontract.com/testing for more information.

Available Colorways

					
Conch Shell Oak 07140 LRV 31.4 L* 62.8 V3 - Moderate Variation	Heirloom Oak 07150 LRV 22.9 L* 54.92 V3 - Moderate Variation	Maize Wenge 07210 LRV 33.5 L* 64.52 V2 - Slight Variation	Wheat Oak 07220 LRV 32.6 L* 63.86 V3 - Moderate Variation	Tahini Oak 07240 LRV 27 L* 58.95 V3 - Moderate Variation	Caramel Wenge 07250 LRV 22.7 L* 54.73 V2 - Slight Variation
					
Cadmium Oak 07515 V3 - Moderate Variation	Anise Oak 07570 LRV 13.4 L* 43.36 V4 - Substantial Variation	Spiced Oak 07630 LRV 13.9 L* 44.11 V4 - Substantial Variation	Palomino Oak 07660 LRV 20.3 L* 52.14 V3 - Moderate Variation	Brushed Suede Oak 07700 LRV 13.4 L* 43.36 V4 - Substantial Variation	Allspice Walnut 07710 LRV 12.2 L* 41.53 V3 - Moderate Variation
					
Coriander Oak 07720 LRV 20.6 L* 52.5 V3 - Moderate Variation	Gabon Wenge 07730 LRV 10.9 L* 39.35 V2 - Slight Variation	Chocolate Walnut 07760 LRV 9.3 L* 36.48 V3 - Moderate Variation	Raw Umber Oak 07780 LRV 9.3 L* 36.58 V3 - Moderate Variation		

Color and Visual Variation Index

Shade and texture variation is inherent in all resilient products and can vary significantly from piece to piece. Samples should be used to assess color.

