

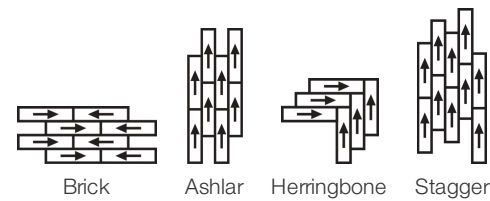
Abide

Coleção	Abide & Inhabit	
Número Do Produto	4107V	
Construção	Heavy Commercial Luxury Vinyl Tile	
classe	Class III, Type B	
Acabamento	ExoGuard+®	
	U.s.	Metric
Dimensões Nominais	7 in w x 47 in l	18 cm w x 120 cm l
Dimensões Reais	7.09 in w x 47.24 in l	18.01 cm w x 119.99 cm l
Espessura Da Camada De Uso	20 mil (0.02 in)	0.51 mm
Espessura Total Do Produto	0.098 in	2.5 mm
Perfil De Borda	Borda Quadrada	
Installation Type	Dry Back	
Instalação	Direct Glue	
Adesivo Recomendado	S150 Resilient Sheet Spray 1 Can, , 4200 Resilient Tile 4 Gallon, 2200 Semi-Wet Resilient 4 Gallon Pail, 2200 Semi-Wet Resilient 1 Gallon Pail, or 4151 Multi-Use Premium 4 Gallon	

Empacotamento

Peças Por Caixa	18 pcs	
Área Por Caixa	41.85 sq ft	3.89 sq m
Peso Por Caixa	38.64 lbs	17.53 kg

Método De Instalação Recomendado



Produtos Coordenados

Sheet: Inhabit Sheet



Desempenho + Teste

Carga Estática (Astm F970)	Passes (Modified), *1500 lbs	Este Teste Tem Como Objetivo Comparar Propriedades Relativas De Diferentes Estilos E Construções. Os Resultados São Baseados Em Um Teste De Laboratório E Usados Para Fins Comparativos - O Limite De Carga Na Vida Real Pode Variar.
Recuo Residual (Astm F1914)	Passes	
Resistência Ao Calor (Astm F1514)	Passes	
Resistência À Luz (Astm F1515)	Passes	
Resistência A Produtos Químicos (Astm F925)	Passes	
Painel Radiante (Astm E648)	Passes, Class I	Test Reports may be included or listed by the manufacturing/inventory style number as opposed to the noted selling style number.
Coeficiente De Atrito (Astm D2407, Resistência Ao Deslizamento)	>0.6, meets the recommended static coefficient of friction for ADA walking surfaces and accessible routes	

Garantias

- 15 Anos Comercial Limitada
- Commercial 15 Year Underbed Bond Warranty

Diversity & Inclusion

We believe all humans are equal. Individually and collectively, we need to proactively create and promote opportunities that give everybody an equal footing in life. We nurture an environment where every voice and perspective can be heard, and proactively promote accessibility and inclusivity inside our network and beyond. One proof point is our ability to meet the criteria of the Social Fairness pillar of the Cradle to Cradle Product Standard. At Shaw Industries, we promote supplier participation that is reflective of Shaw’s diverse customer base and local community. More than 42% of our spend***** is with small and diverse businesses. We believe having a strong Supplier Diversity Program is strategic for bringing more innovation to our businesses and openingnew markets for growth.

Atributos + Certificações

Health & Wellbeing	
Material Ingredient Transparency	Health Product Declaration (HPD) 1000 ppm Disclosure
Indoor Air Quality	FloorScore® Certificado
Climate Impact	
Environmental Product Declaration (EPD)	3rd Party Certified De Acordo Com ISO 14025, EN 15804, & ISO 21930:2017
Embodied Carbon (Cradle to Gate)	6.05 Kg Co ₂ /M²
Total Recycled Content	0% (Pre-Consumer 0% Post-Consumer 0%)
Global Product Assessment	CE Marking (EN 14041) Certificado 3rd Party
	Country of Origin Imported

Crédito De Contribuição

MR Credit: Divulgação e otimização de produtos de construção
Ingredientes materiais - Opção 1: Relatório de ingredientes materiais

MR Credit: Divulgação e otimização de produtos de construção
Declarações ambientais do produto - Opção 1: Declaração ambiental do produto (EPD)

Crédito de EQ: Materiais de baixa emissão
Opção 1: cálculos de categoria de produto

[Installation Guidelines](#)

[Maintenance Guidelines](#)

Health Product Declaration (HPD) | 100 Ppm Disclosure

3rd Party Certified in Accordance with ISO 14025, EN 15804, & ISO 21930:2017

FloorScore Certified

Please visit www.shawcontract.com for the most current warranty information.








Specifications are subject to nominal manufacturing variance. Material supply and/or manufacturing processes may necessitate changes without notice.

This product is an exclusive design and may not be duplicated in any manner. Use of this design in the creation of another product design is also strictly prohibited.

*****Allowable spend is domestic (US) spend in categories in which we have diverse suppliers from which to choose. Compared to non-allowable spend which includes categories in which we do not have domestic, small or diverse suppliers available to meet our needs.

Visit shawcontract.com/testing for more information.

Available Colorways

					
Conch Shell Oak 07140 LRV 31.4 L* 62.8 V3 - Moderate Variation	Heirloom Oak 07150 LRV 22.9 L* 54.92 V3 - Moderate Variation	Maize Wenge 07210 LRV 33.5 L* 64.52 V2 - Slight Variation	Wheat Oak 07220 LRV 32.6 L* 63.86 V3 - Moderate Variation	Tahini Oak 07240 LRV 27 L* 58.95 V3 - Moderate Variation	Caramel Wenge 07250 LRV 22.7 L* 54.73 V2 - Slight Variation
					
Cadmium Oak 07515 V3 - Moderate Variation	Anise Oak 07570 LRV 13.4 L* 43.36 V4 - Substantial Variation	Spiced Oak 07630 LRV 13.9 L* 44.11 V4 - Substantial Variation	Palomino Oak 07660 LRV 20.3 L* 52.14 V3 - Moderate Variation	Brushed Suede Oak 07700 LRV 13.4 L* 43.36 V4 - Substantial Variation	Allspice Walnut 07710 LRV 12.2 L* 41.53 V3 - Moderate Variation
					
Coriander Oak 07720 LRV 20.6 L* 52.5 V3 - Moderate Variation	Gabon Wenge 07730 LRV 10.9 L* 39.35 V2 - Slight Variation	Chocolate Walnut 07760 LRV 9.3 L* 36.48 V3 - Moderate Variation	Raw Umber Oak 07780 LRV 9.3 L* 36.58 V3 - Moderate Variation		

Color and Visual Variation Index

Shade and texture variation is inherent in all resilient products and can vary significantly from piece to piece. Samples should be used to assess color.

