

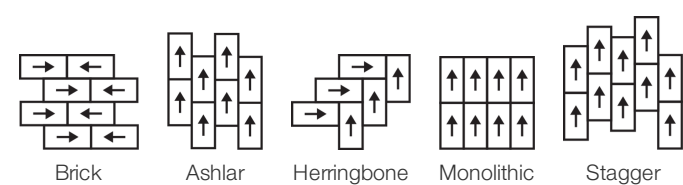
Terrace 2.5 Mm

Coleção	Terasu	
Número Do Produto	4108V	
Construção	Heavy Commercial Luxury Vinyl Tile	
classe	Class III, Type B	
Acabamento	ExoGuard+®	
	U.s.	Metric
Dimensões Nominais	12 in w x 24 in l	30 cm w x 60 cm l
Dimensões Reais	11.81 in w x 23.62 in l	30.00 cm w x 59.99 cm l
Espessura Da Camada De Uso	20 mil (0.02 in)	0.51 mm
Espessura Total Do Produto	0.098 in	2.5 mm
Perfil De Borda	Borda Quadrada	
Instalação	Direct Glue	
Adesivo Recomendado	S150-95 Resilient Tile Spray, , 4200 Resilient Tile 4 Gallon, 2200 Semi-Wet Resilient 4 Gallon Pail, 2200 Semi-Wet Resilient 1 Gallon Pail or	

Empacotamento

Peças Por Caixa	22 pcs	
Área Por Caixa	42.63 sq ft	3.96 sq m
Peso Por Caixa	39.3 lbs	17.83 kg

Método De Instalação Recomendado



Produtos Coordenados

LVT: Terrace 5.0 Mm  
Sheet: Tatami Sheet, Reed Sheet, Roji Sheet  
Carpet Tile: Botan Tile, Hana Tile, Kusa Tile  
Broadloom: Botan, Hana, Kusa

desempenho + teste

recuo residual (ASTM F1914)	Passes
resistência ao calor (ASTM F1514)	Passes
resistência à luz (ASTM F1515)	Passes
resistência a produtos químicos (ASTM F925)	Passes
painel radiante (ASTM E648)	Passes, Class I

Test Reports may be included or listed by the manufacturing/inventory style number as opposed to the noted selling style number.

Garantias

[Commercial 15 Year Underbed Bond Warranty](#)  
[15 Anos Comercial Limitada](#)

Diversity & Inclusion

We promote supplier participation that is reflective of Shaw Industries' diverse customer base and local community. We believe having a strong Supplier Diversity Program is strategic for bringing more innovation to our businesses and opening new markets for growth.

Atributos + Certificações

Health & Wellbeing

Material Ingredient Transparency  
Indoor Air Quality

[Health Product Declaration \(HPD\) | 1000 ppm Disclosure](#)  
[FloorScore® | Certificado](#)

Climate Impact

Environmental Product Declaration (EPD)  
  
Embodied Carbon (Cradle to Gate)  
Life-Cycle Carbon Emissions  
Total Recycled Content

[3rd Party Certified De Acordo Com ISO 14025, EN 15804, & ISO 21930:2017](#)  
6.05 Kg CO<sub>2</sub>/M<sup>2</sup>  
Low Embodied Carbon  
0% (Pre-Consumer 0% | Post-Consumer 0%)

Global Product Assessment

[CE Marking \(EN 14041\) | Certificado 3rd Party](#)  
[Country of Origin | Imported](#)

WELL V2 Contribution Credit

X01 Fundamental Material Precautions Part 1: (C): Restrict Asbestos Precondition  
X08 Hazardous Material Reduction Part 1: Limit Hazardous Materials Optimization – 1 pt  
X10 Volatile Compound Reduction Part 1 (A): Manage Volatile Organic Compounds (VOCs) Optimization – 1 pt  
Part 2: Manage Semi-Volatile Organic Compounds (SVOCs) Optimization – 1 pt  
X11 Long Term Emissions Control Part 2: Flooring Optimization – 1 pt

**Absence of Asbestos**  
**Absence of Heavy Metals**  
**Absence of Halogenated Flame Retardants**  
  
**Ortho-Phthalates**  
**FloorScore Certificate**

Crédito De Contribuição


MR Credit: Divulgação e otimização de produtos de construção  
Ingredientes materiais - Opção 1: Relatório de ingredientes materiais  
MR Credit: Divulgação e otimização de produtos de construção  
Declarações ambientais do produto - Opção 1: Declaração ambiental do produto (EPD)  
Crédito de EQ: Materiais de baixa emissão  
Opção 1: cálculos de categoria de produto

**Health Product Declaration (HPD) | 100 Ppm Disclosure**  
  
**3rd Party Certified in Accordance with ISO 14025, EN 15804, & ISO 21930:2017**  
**FloorScore® Certified**


[Installation Guidelines](#)  
[Maintenance Guidelines](#)

Please visit [www.shawcontract.com](http://www.shawcontract.com) for the most current warranty information.  
Specifications are subject to nominal manufacturing variance. Material supply and/or manufacturing processes may necessitate changes without notice.  
  
This product is an exclusive design and may not be duplicated in any manner. Use of this design in the creation of another product design is also strictly prohibited.  
  
Visit [shawcontract.com/testing](http://shawcontract.com/testing) for more information.


Available Colorways




Lotus 08111  
V2 - Slight Variation




Path 08120  
V2 - Slight Variation




Dusk 08504  
V2 - Slight Variation



Mist 08510  
V2 - Slight Variation




Heron 08525  
V2 - Slight Variation




Pumice 08540  
V2 - Slight Variation




Midnight 08585  
V2 - Slight Variation




Bonsai 08705  
V2 - Slight Variation



Hashi 08740  
V2 - Slight Variation



Cedar 08755  
V2 - Slight Variation



Brushwood 08765  
V2 - Slight Variation



Alcove 08770  
V2 - Slight Variation

Color and Visual Variation Index

Shade and texture variation is inherent in all resilient products and can vary significantly from piece to piece. Samples should be used to assess color.

V1



Uniform Appearance

V2



Slight Variation

V3



Moderate Variation

V4



Substantial Variation

