

Kind

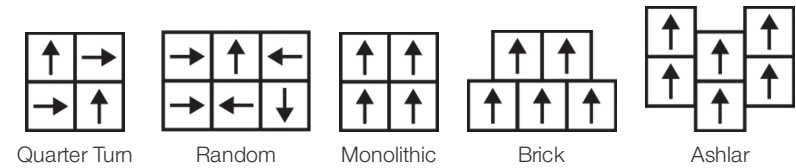
Collection	Creating Space	
Style Number	4123V	
Construction	Heavy Commercial Luxury Vinyl Tile	
class	Class III, Type B	
Finish	ExoGuard+®	
	U.s.	Metric
Nominal Dimensions	24 in w x 24 in l	60 cm w x 60 cm l
Actual Dimensions	23.62 in w x 23.62 in l	59.99 cm w x 59.99 cm l
Wear Layer Thickness	20 mil (0.02 in)	0.51 mm
Overall Product Thickness	0.197 in	5 mm
Edge Profile	Squared Edge	
Installation	Direct Glue	
Recommended Adhesive	S150 Resilient Sheet Spray 1 Can, , 4200 Resilient Tile 4 Gallon, 2200 Semi-Wet Resilient 4 Gallon Pail, 2200 Semi-Wet Resilient 1 Gallon Pail, or 4151	

Packaging

Pieces Per Box	6 pcs	
Area Per Box	23.25 sq ft	2.16 sq m
Weight Per Box	51.929 lbs	23.55 kg



Recommended Installation Method



Coordinating Products

LVT: Thoughtful
Carpet Tile: Aware Tile, Conscious Tile, Intention Tile, Present Tile, Aware Ecologix® Tile

performance + testing

residual indentation (ASTM F1914)	Passes
resistance to heat (ASTM F1514)	Passes
resistance to light (ASTM F1515)	Passes
resistance to chemicals (ASTM F925)	Passes
radiant panel (ASTM E648)	Passes, Class I
coefficient of friction (ASTM D2407, slip resistance)	>0.6, meets the recommended static coefficient of friction for ADA walking surfaces and accessible routes
Test Reports may be included or listed by the manufacturing/inventory style number as opposed to the noted selling style number.	

Warranties

[Commercial 15 Year Underbed Bond Warranty](#)
[15 Year Commercial Limited](#)

Diversity & Inclusion

We promote supplier participation that is reflective of Shaw Industries' diverse customer base and local community. We believe having a strong Supplier Diversity Program is strategic for bringing more innovation to our businesses and opening new markets for growth.

Attributes + Certifications

Health & Wellbeing	
Material Ingredient Transparency	Health Product Declaration (HPD) 1000 ppm Disclosure
Indoor Air Quality	FloorScore® Certified
Climate Impact	
Environmental Product Declaration (EPD)	3rd Party Certified in Accordance with ISO 14025, EN 15804, & ISO 21930:2017
Embodied Carbon (Cradle to Gate)	6.05 Kg CO ₂ /M ²
Life-Cycle Carbon Emissions	Low Embodied Carbon
Total Recycled Content	0% (Pre-Consumer 0% Post-Consumer 0%)
Global Product Assessment	CE Marking (EN 14041) 3rd Party Certified
	Country of Origin Imported

WELL V2 Contribution Credit

X01 Fundamental Material Precautions Part 1: (C): Restrict Asbestos Precondition	Absence of Asbestos
X08 Hazardous Material Reduction Part 1: Limit Hazardous Materials Optimization – 1 pt	Absence of Heavy Metals
X10 Volatile Compound Reduction Part 1 (A): Manage Volatile Organic Compounds (VOCs) Optimization – 1 pt	Absence of Halogenated Flame Retardants
Part 2: Manage Semi-Volatile Organic Compounds (SVOCs) Optimization – 1 pt	Ortho-Phthalates
X11 Long Term Emissions Control Part 2: Flooring Optimization – 1 pt	FloorScore Certificate

Green Leed Contribution Credit

MR Credit: Building Product Disclosure and Optimization
Material Ingredients - Option 1: Material Ingredient Reporting

MR Credit: Building Product Disclosure and Optimization
Environmental Product Declarations - Option 1: Environmental Product Declaration (EPD)

EQ Credit: Low Emitting Materials
Option 1: Product Category Calculations

[Installation Guidelines](#)

[Maintenance Guidelines](#)

Health Product Declaration (HPD) | 100 Ppm Disclosure

3rd Party Certified in Accordance with ISO 14025, EN 15804, & ISO 21930:2017


FloorScore® Certified

Please visit www.shawcontract.com for the most current warranty information.
Specifications are subject to nominal manufacturing variance. Material supply and/or manufacturing processes may necessitate changes without notice.


This product is an exclusive design and may not be duplicated in any manner. Use of this design in the creation of another product design is also strictly prohibited.

Visit shawcontract.com/testing for more information.


Available Colorways




Vellum 23103
V2 - Slight Variation




Reed 23155
V2 - Slight Variation




Natural 23504
V2 - Slight Variation



Crisp 23518
V2 - Slight Variation



Slate 23520
LRV 32.5 | L* 63.73
V2 - Slight Variation



Charcoal 23585
V2 - Slight Variation

Color and Visual Variation Index

Shade and texture variation is inherent in all resilient products and can vary significantly from piece to piece. Samples should be used to assess color.

