

Reframe

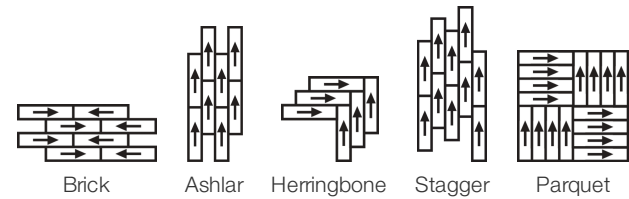
Collection	Reframe	
Style Number	4004V	
Construction	Commercial Woven Luxury Vinyl Tile	
Class / ASTM F1700	Class II, Type B	
Finish	ExoGuard®	
	U.s.	Metric
Nominal Dimensions	9 in w x 36 in l	23 cm w x 91 cm l
Actual Dimensions	9.00 in w x 36.00 in l	22.86 cm w x 91.44 cm l
Overall Thickness	0.118 in	3 mm
Edge Profile	Squared Edge	
Installation Type	Dry Back	
Installation	Direct Glue	
Recommended Adhesive	S150-95 Resilient Tile Spray, 4200 Resilient Tile 4 Gallon, 2200 Resilient Tile 4 Gallon or 4151 Multi-Use Premium 4 Gallon	

Packaging

Pieces Per Carton	16 pcs	
Area Per Carton	36 sq ft	3.34 sq m
Weight Per Carton	37.92 lbs	17.2 kg



Recommended Installation Method



Performance + Testing

Residual Indentation (Astm F1914)	Passes
Resistance To Heat (Astm F1514)	Passes
Resistance To Light (Astm F1515)	Passes
Resistance To Chemicals (Astm F925)	Passes
Coefficient Of Friction (Astm D2407, Slip Resistance)	>0.6, meets the recommended static coefficient of friction for ADA walking surfaces and accessible routes

Test Reports may be included or listed by the manufacturing/inventory style number as opposed to the noted selling style number.

Warranties

15 Year Commercial Limited

Diversity, Equity & Inclusion

We believe all humans are equal. Individually and collectively, we need to proactively create and promote opportunities that give everybody an equal footing in life. We nurture an environment where every voice and perspective can be heard, and proactively promote accessibility and inclusivity inside our network and beyond. One proof point is our ability to meet the criteria of the Social Fairness pillar of the Cradle to Cradle Product Standard. At Shaw Industries, we promote supplier participation that is reflective of Shaw's diverse customer base and local community. More than 42% of our spend\*\*\*\*\* is with small and diverse businesses. We believe having a strong Supplier Diversity Program is strategic for bringing more innovation to our businesses and openingnew markets for growth.













Material Health & Environmental Certifications

Health & Wellbeing	
Material Ingredient Transparency	Health Product Declaration (HPD)   1000 ppm Disclosure
Climate Impact	
Environmental Product Declaration (EPD)	3rd Party Certified in Accordance with ISO 14025, EN 15804, & ISO 21930:2017
Total Recycled Content	0% (Pre-Consumer 0%   Post-Consumer 0%)
Global Product Assessment	FloorScore®   Certified
	CE Marking (EN 14041)   3rd Party Certified
	Country of Origin   Imported

Green Leed Contribution Credit

MR Credit: Building Product Disclosure and Optimization Material Ingredients - Option 1: Material Ingredient Reporting	Health Product Declaration (HPD)   100 Ppm Disclosure
MR Credit: Building Product Disclosure and Optimization Environmental Product Declarations - Option 1: Environmental Product Declaration (EPD)	3rd Party Certified in Accordance with ISO 14025, EN 15804, & ISO 21930:2017
EQ Credit: Low Emitting Materials Option 1: Product Category Calculations	FloorScore Certified
Installation Guidelines	Please visit <a href="http://www.shawcontract.com">www.shawcontract.com</a> for the most current warranty information.
Maintenance Guidelines	Specifications are subject to nominal manufacturing variance. Material supply and/or manufacturing processes may necessitate changes without notice.
	This product is an exclusive design and may not be duplicated in any manner. Use of this design in the creation of another product design is also strictly prohibited.
	*****Allowable spend is domestic (US) spend in categories in which we have diverse suppliers from which to choose. Compared to non-allowable spend which includes categories in which we do not have domestic, small or diverse suppliers available to meet our needs.
	Visit <a href="http://shawcontract.com/testing">shawcontract.com/testing</a> for more information.

Available Colorways

					
Perception 04155 LRV 37.9 (range 32.5 - 44.2) V4 - Substantial Variation	Discovery 04201 LRV 43.0 (range 37.0 - 48.0) V4 - Substantial Variation	Exploration 04330 LRV 39.8 (range 34.4 - 44.6) V4 - Substantial Variation	Imagine 04340 LRV 25.3 (range 19.5-30.1) V4 - Substantial Variation	Stellar 04486 LRV 13.76 (range 9.1 - 18.0) V4 - Substantial Variation	Forge 04505 LRV 13.2 (range 8.7 - 17.8) V4 - Substantial Variation
					
Evolution 04515 LRV 35.6 (range 28.4 - 43.2) V4 - Substantial Variation	Introspect 04520 LRV 29.76 (range 21.3 - 39.3) V4 - Substantial Variation	Conversion 04530 LRV 21.5 (range 15.0 - 27.9) V4 - Substantial Variation	Progression 04751 LRV 23.4 (range 17.3 - 29.4) V4 - Substantial Variation	Construct 04761 LRV 25.4 (range 20.3 - 30.5) V4 - Substantial Variation	Evoke 04856 LRV 23.5 (range 18.4 - 28.4) V4 - Substantial Variation

Color and Visual Variation Index

Shade and texture variation is inherent in all resilient products and can vary significantly from piece to piece. Samples should be used to assess color.

