

Reframe

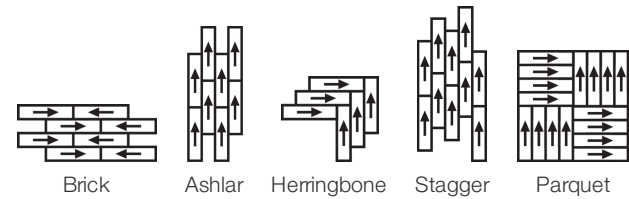
Collection	Reframe	
Numéro De Style	4004V	
Construction	Carreaux De Vinyle De Luxe Commerciale Tissé	
classe	Class II, Type B	
Finition	ExoGuard®	
	Impérial	Métrique
Dimensions Nominales	9 in w x 36 in l	23 cm w x 91 cm l
Dimensions Réelles	9.00 in w x 36.00 in l	22.86 cm w x 91.44 cm l
Épaisseur Générale Du Produit	0.118 in	3 mm
Profil Du Bord	Bord Carré	
Installation Type	Dry Back	
Installation	Direct Glue	
Adhésif Recommandé	S150-95 Resilient Tile Spray, 4200 Resilient Tile 4 Gallon, 2200 Resilient Tile 4 Gallon or 4151 Multi-Use Premium 4 Gallon	

Emballage

Pièces Par Carton	16 pcs	
Surface Par Carton	36 sq ft	3.34 sq m
Poids Par Carton	37.92 lbs	17.2 kg



Méthodes d'Installation Conseillées



Performance + Tests Et Essai

Poinçonnement Rémanent (Astm F1914)	Passes
Résistance À La Chaleur (Astm F1514)	Passes
Résistance À La Lumière (Astm F1515)	Passes
Résistance Chimique (Astm F925)	Passes
Coefficient De Frottement (Astm D2407, Résistance Au Glissement)	>0.6, meets the recommended static coefficient of friction for ADA walking surfaces and accessible routes

Test Reports may be included or listed by the manufacturing/inventory style number as opposed to the noted selling style number.

Garanties

[Limitée Commerciale De 15 Ans](#)

Diversity, Equity & Inclusion

We believe all humans are equal. Individually and collectively, we need to proactively create and promote opportunities that give everybody an equal footing in life. We nurture an environment where every voice and perspective can be heard, and proactively promote accessibility and inclusivity inside our network and beyond. One proof point is our ability to meet the criteria of the Social Fairness pillar of the Cradle to Cradle Product Standard. At Shaw Industries, we promote supplier participation that is reflective of Shaw's diverse customer base and local community. More than 42% of our spend***** is with small and diverse businesses. We believe having a strong Supplier Diversity Program is strategic for bringing more innovation to our businesses and openingnew markets for growth.













Attributs + Certifications

Health & Wellbeing	
Material Ingredient Transparency	Health Product Declaration (HPD) 1000 ppm Disclosure
Climate Impact	
Environmental Product Declaration (EPD)	Certifié Par Une Tierce Partie Conformément Aux Normes ISO 14025, EN 15804 Et ISO 21930:2017
Total Recycled Content	0% (Pre-Consumer 0% Post-Consumer 0%)
Global Product Assessment	FloorScore® Agréé
	CE Marking (EN 14041) Certifié Par Un Tiers
	Country of Origin Imported

Contribution Au Certificat Vert Leed

« Crédit MR : Divulcation et optimisation des produits de construction	Health Product Declaration (HPD) 100 Ppm Disclosure
« Crédit MR : Divulcation et optimisation des produits de construction	3rd Party Certified in Accordance with ISO 14025, EN 15804, & ISO 21930:2017
Crédit EQ : matériaux faibles émissions	FloorScore Certified
Installation Guidelines	Please visit www.shawcontract.com for the most current warranty information.
Maintenance Guidelines	Specifications are subject to nominal manufacturing variance. Material supply and/or manufacturing processes may necessitate changes without notice.
	This product is an exclusive design and may not be duplicated in any manner. Use of this design in the creation of another product design is also strictly prohibited.
	*****Allowable spend is domestic (US) spend in categories in which we have diverse suppliers from which to choose. Compared to non-allowable spend which includes categories in which we do not have domestic, small or diverse suppliers available to meet our needs.
	Visit shawcontract.com/testing for more information.

Available Colorways

					
Perception 04155 LRV 37.9 (range 32.5 - 44.2) V4 - Substantial Variation	Discovery 04201 LRV 43.0 (range 37.0 - 48.0) V4 - Substantial Variation	Exploration 04330 LRV 39.8 (range 34.4 - 44.6) V4 - Substantial Variation	Imagine 04340 LRV 25.3 (range 19.5-30.1) V4 - Substantial Variation	Stellar 04486 LRV 13.76 (range 9.1 - 18.0) V4 - Substantial Variation	Forge 04505 LRV 13.2 (range 8.7 - 17.8) V4 - Substantial Variation
					
Evolution 04515 LRV 35.6 (range 28.4 - 43.2) V4 - Substantial Variation	Introspect 04520 LRV 29.76 (range 21.3 - 39.3) V4 - Substantial Variation	Conversion 04530 LRV 21.5 (range 15.0 - 27.9) V4 - Substantial Variation	Progression 04751 LRV 23.4 (range 17.3 - 29.4) V4 - Substantial Variation	Construct 04761 LRV 25.4 (range 20.3 - 30.5) V4 - Substantial Variation	Evoke 04856 LRV 23.5 (range 18.4 - 28.4) V4 - Substantial Variation

Color and Visual Variation Index

Shade and texture variation is inherent in all resilient products and can vary significantly from piece to piece. Samples should be used to assess color.

