

Compound 5.0

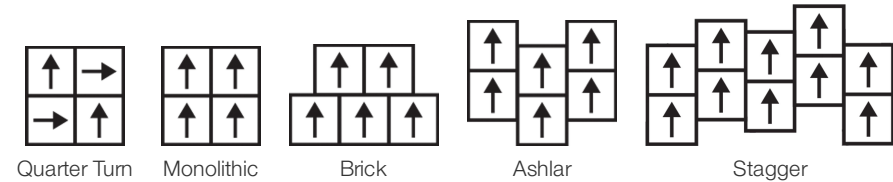
Collection	Compound + Cast	
Style Number	4077V	
Construction	Heavy Commercial Luxury Vinyl Tile	
class	Class III, Type B	
Finish	ExoGuard+®	
	U.s.	Metric
Nominal Dimensions	24 in w x 24 in l	61 cm w x 61 cm l
Actual Dimensions	24.00 in w x 24.00 in l	60.96 cm w x 60.96 cm l
Wear Layer Thickness	20 mil (0.02 in)	0.51 mm
Overall Product Thickness	0.197 in	5 mm
Edge Profile	Squared Edge	
Installation	Direct Glue	
Recommended Adhesive	S150-95 Resilient Tile Spray, , 4200 Resilient Tile 4 Gallon, 2200 Semi-Wet Resilient 4 Gallon Pail, 2200 Semi-Wet Resilient 1 Gallon Pail, or 4151 Multi-Use Premium 4 Gallon	

Packaging

Pieces Per Box	8 pcs	
Area Per Box	32 sq ft	2.97 sq m
Weight Per Box	54.4 lbs	24.68 kg



Recommended Installation Method



Coordinating Products

LVT: Compound 2.5 Mm, Cast 2.5 Mm, Cast 5.0 Mm

Performance + Testing

Residual Indentation (Astm F1914)	Passes
Resistance To Heat (Astm F1514)	Passes
Resistance To Light (Astm F1515)	Passes
Resistance To Chemicals (Astm F925)	Passes
Radiant Panel (Astm E648)	Passes, Class I
Coefficient Of Friction (Astm D2407, Slip Resistance)	≥0.5, meets the recommended static coefficient of friction for ADA walking surfaces

Test Reports may be included or listed by the manufacturing/inventory style number as opposed to the noted selling style number.

15 Year Commercial Limited
Commercial 15 Year Underbed Bond Warranty

We believe all humans are equal. Individually and collectively, we need to proactively create and promote opportunities that give everybody an equal footing in life. We nurture an environment where every voice and perspective can be heard, and proactively promote accessibility and inclusivity inside our network and beyond. One proof point is our ability to meet the criteria of the Social Fairness pillar of the Cradle to Cradle Product Standard. At Shaw Industries, we promote supplier participation that is reflective of Shaw's diverse customer base and local community. More than 42% of our spend**** is with small and diverse businesses. We believe having a strong Supplier Diversity Program is strategic for bringing more innovation to our businesses and opening new markets for growth.

Health & Wellbeing

Health Product Declaration (HPD) | 1000 ppm Disclosure

FloorScore® | Certified

Climate Impact

3rd Party Certified in Accordance with ISO 14025, EN 15804, & ISO 21930:2017

30% (Pre-Consumer 30% | Post-Consumer 0%)

Global Product Assessment

Environmental Guarantee* | Through Our Environmental Guarantee, Shaw Pledges to Transport And Recycle Any Shaw Manufactured Resilient Within The United States And Canada At No Cost to The Customer

CE Marking (EN 14041) | 3rd Party Certified

Country of Origin | United States

MR Credit: Building Product Disclosure and Optimization
Material Ingredients - Option 1: Material Ingredient Reporting

Health Product Declaration (HPD) | 100 Ppm Disclosure

MR Credit: Building Product Disclosure and Optimization
Environmental Product Declarations - Option 1: Environmental Product Declaration (EPD)

3rd Party Certified in Accordance with ISO 14025, EN 15804, & ISO 21930:2017

EQ Credit: Low Emitting Materials Option 1: Product Category Calculations

FloorScore Certified

* To learn more about the recyclability of our products and our Environmental Guarantee, please visit shawcontract.com/sustainability.

Installation Guidelines

Please visit www.shawcontract.com for the most current warranty information.

Maintenance Guidelines


Specifications are subject to nominal manufacturing variance. Material supply and/or manufacturing processes may necessitate changes without notice.

This product is an exclusive design and may not be duplicated in any manner. Use of this design in the creation of another product design is also strictly prohibited.


*****Allowable spend is domestic (US) spend in categories in which we have diverse suppliers from which to choose. Compared to non-allowable spend which includes categories in which we do not have domestic, small or diverse suppliers available to meet our needs.

Visit shawcontract.com/testing for more information.


Available Colorways




Relief 77111
V2 - Slight Variation




Origin 77114
V2 - Slight Variation




Patina 77405
V2 - Slight Variation




Beryl 77429
V2 - Slight Variation




Azure 77436
V2 - Slight Variation




Base 77504
V2 - Slight Variation




Threshold 77515
V2 - Slight Variation




Elevate 77518
V2 - Slight Variation




Chisel 77520
LRV 24.5 | L* 56.55
V2 - Slight Variation




Onset 77525
V2 - Slight Variation




Foundation 77530
V2 - Slight Variation



Granite 77585
LRV 12.8 | L* 42.49
V2 - Slight Variation



Bisque 77620
LRV 23.4 | L* 55.47
V2 - Slight Variation



Terra Cotta 77715
V2 - Slight Variation

Color and Visual Variation Index

Shade and texture variation is inherent in all resilient products and can vary significantly from piece to piece. Samples should be used to assess color.

