

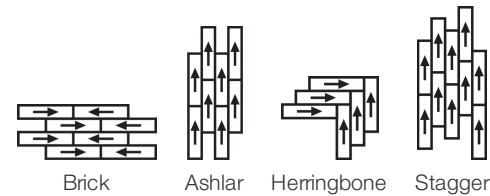
Soundscape

| | | |
|-----------------------|--|--------------------------|
| Collection | Soundscape | |
| Style Number | 4063V | |
| Attached Underlayment | Pad | |
| Finish | ExoGuard® | |
| | U.s. | Metric |
| Nominal Dimensions | 6 in w x 48 in l | 15 cm w x 122 cm l |
| Actual Dimensions | 6.00 in w x 48.00 in l | 15.24 cm w x 121.92 cm l |
| Wear Layer Thickness | 20 mil (0.02 in) | 0.51 mm |
| Overall Thickness | 0.197 in | 5 mm |
| Edge Profile | Squared Edge | |
| Installation Type | Dry Back | |
| Installation | Direct Glue | |
| Recommended Adhesive | S150-95 Resilient Tile Spray, , 4200 Resilient Tile 4 Gallon, 2200 Semi-Wet Resilient 4 Gallon Pail, 2200 Semi-Wet Resilient 1 Gallon Pail, or Shaw 4151 | |

Packaging

| | | |
|-------------------|-----------|-----------|
| Pieces Per Carton | 10 pcs | |
| Area Per Carton | 20 sq ft | 1.86 sq m |
| Weight Per Carton | 27.17 lbs | 12.32 kg |

Recommended Installation Method



Performance + Testing

| | |
|---|---|
| Resistance To Heat (Astm F1514) | Passes |
| Resistance To Light (Astm F1515) | Passes |
| Resistance To Chemicals (Astm F925) | Passes |
| Radiant Panel (Astm E648) | Passes, Class I |
| Coefficient Of Friction (Astm D2407, Slip Resistance) | ≥0.5, meets the recommended static coefficient of friction for ADA walking surfaces |

Test Reports may be included or listed by the manufacturing/inventory style number as opposed to the noted selling style number.

Warranties

[15 Year Commercial Limited](#)

Diversity & Inclusion

We believe all humans are equal. Individually and collectively, we need to proactively create and promote opportunities that give everybody an equal footing in life. We nurture an environment where every voice and perspective can be heard, and proactively promote accessibility and inclusivity inside our network and beyond. One proof point is our ability to meet the criteria of the Social Fairness pillar of the Cradle to Cradle Product Standard. At Shaw Industries, we promote supplier participation that is reflective of Shaw's diverse customer base and local community. More than 42% of our spend**** is with small and diverse businesses. We believe having a strong Supplier Diversity Program is strategic for bringing more innovation to our businesses and openingnew markets for growth.

Material Health & Environmental Certifications

Health & Wellbeing

Material Ingredient Transparency
Indoor Air Quality

Health Product Declaration (HPD) | 1000 ppm Disclosure
FloorScore® | Certified

Climate Impact

Environmental Product Declaration (EPD)

Embodied Carbon (Cradle to Gate)
Total Recycled Content

3rd Party Certified in Accordance with ISO 14025, EN 15804, & ISO 21930:2017
7.31 Kg Co₂/M²
0% (Pre-Consumer 0% | Post-Consumer 0%)

Global Product Assessment

CE Marking (EN 14041) | 3rd Party Certified
Country of Origin | Imported

Green Leed Contribution Credit

MR Credit: Building Product Disclosure and Optimization
Material Ingredients - Option 1: Material Ingredient Reporting

MR Credit: Building Product Disclosure and Optimization
Environmental Product Declarations - Option 1: Environmental Product Declaration (EPD)

EQ Credit: Low Emitting Materials
Option 1: Product Category Calculations

Health Product Declaration (HPD) | 100 Ppm Disclosure

3rd Party Certified in Accordance with ISO 14025, EN 15804, & ISO 21930:2017
FloorScore Certified

Installation Guidelines
Maintenance Guidelines

Please visit www.shawcontract.com for the most current warranty information.
Specifications are subject to nominal manufacturing variance. Material supply
and/or manufacturing processes may necessitate changes without notice.

This product is an exclusive design and may not be duplicated in any manner. Use of
this design in the creation of another product design is also strictly prohibited.
*****Allowable spend is domestic (US) spend in categories in which we have diverse
suppliers from which to choose. Compared to non-allowable spend which includes
categories in which we do not have domestic, small or diverse suppliers available to
meet our needs.

Visit shawcontract.com/testing for more information.

Available Colorways

| | | | | | |
|--|---|---|--|---|---|
|  |  |  |  |  |  |
| Honey 63103 | Pebble 63111 | Silk 63121 | Rattan 63140 | Feather 63155 | Sand 63250 |
| LRV 21.1 L* 53.02 | LRV 42.8 L* 71.42 | LRV 42.4 L* 71.15 | LRV 36.3 L* 66.73 | LRV 21 L* 52.97 | LRV 32 L* 63.34 |
| V2 - Slight Variation | V2 - Slight Variation | V2 - Slight Variation | V2 - Slight Variation | V2 - Slight Variation | V2 - Slight Variation |



Ink 63549
LRV 7.7 | L* 33.33
V2 - Slight Variation



Almond 63703
LRV 13.3 | L* 43.15
V2 - Slight Variation




Latte 63720
LRV 22.2 | L* 54.28
V2 - Slight Variation




Cinder 63760
LRV 12.8 | L* 42.47
V2 - Slight Variation

Color and Visual Variation Index


Shade and texture variation is inherent in all resilient products and can vary significantly from piece to piece. Samples should be used to assess color.

V1


Uniform Appearance

V2

Slight Variation

V3

Moderate Variation

V4

Substantial Variation

