

Soundscape

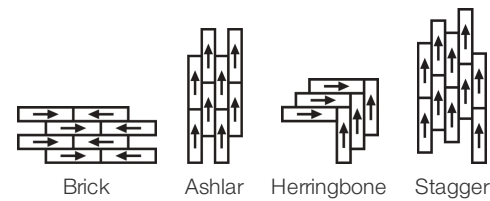
Collection	Soundscape	
Style Number	4063V	
Attached Underlayment	Pad	
Finish	ExoGuard®	
	U.s.	Metric
Nominal Dimensions	6 in w x 48 in l	15 cm w x 122 cm l
Actual Dimensions	6.00 in w x 48.00 in l	15.24 cm w x 121.92 cm l
Wear Layer Thickness	20 mil (0.02 in)	0.51 mm
Overall Thickness	0.197 in	5 mm
Edge Profile	Squared Edge	
Installation Type	Dry Back	
Installation	Direct Glue	
Recommended Adhesive	S150-95 Resilient Tile Spray, 4200 Resilient Tile 4 Gallon, 2200 Resilient Tile 4 Gallon or Shaw 4151	

Packaging

Pieces Per Carton	10 pcs	
Area Per Carton	20 sq ft	1.86 sq m
Weight Per Carton	27.17 lbs	12.32 kg



Recommended Installation Method



Performance + Testing

Resistance To Heat (Astm F1514)	Passes
Resistance To Light (Astm F1515)	Passes
Resistance To Chemicals (Astm F925)	Passes
Coefficient Of Friction (Astm D2407, Slip Resistance)	≥0.5, meets the recommended static coefficient of friction for ADA walking surfaces

Test Reports may be included or listed by the manufacturing/inventory style number as opposed to the noted selling style number.

Warranties

15 Year Commercial Limited

Diversity, Equity & Inclusion

We believe all humans are equal. Individually and collectively, we need to proactively create and promote opportunities that give everybody an equal footing in life. We nurture an environment where every voice and perspective can be heard, and proactively promote accessibility and inclusivity inside our network and beyond. One proof point is our ability to meet the criteria of the Social Fairness pillar of the Cradle to Cradle Product Standard. At Shaw Industries, we promote supplier participation that is reflective of Shaw's diverse customer base and local community. More than 42% of our spend***** is with small and diverse businesses. We believe having a strong Supplier Diversity Program is strategic for bringing more innovation to our businesses and openingnew markets for growth.

Material Health & Environmental Certifications

Health & Wellbeing	
Material Ingredient Transparency	Health Product Declaration (HPD) 1000 ppm Disclosure
Climate Impact	
Environmental Product Declaration (EPD)	3rd Party Certified in Accordance with ISO 14025, EN 15804, & ISO 21930:2017
Embodied Carbon (Cradle to Gate)	7.31 Kg CO ₂ /M ²
Total Recycled Content	0% (Pre-Consumer 0% Post-Consumer 0%)
Global Product Assessment	FloorScore® Certified
	CE Marking (EN 14041) 3rd Party Certified
	Country of Origin Imported

Green Leed Contribution Credit

MR Credit: Building Product Disclosure and Optimization Material Ingredients - Option 1: Material Ingredient Reporting	Health Product Declaration (HPD) 100 Ppm Disclosure
MR Credit: Building Product Disclosure and Optimization Environmental Product Declarations - Option 1: Environmental Product Declaration (EPD)	3rd Party Certified in Accordance with ISO 14025, EN 15804, & ISO 21930:2017
EQ Credit: Low Emitting Materials Option 1: Product Category Calculations	FloorScore Certified
Installation Guidelines	
Maintenance Guidelines	

Please visit www.shawcontract.com for the most current warranty information. Specifications are subject to nominal manufacturing variance. Material supply and/or manufacturing processes may necessitate changes without notice.

This product is an exclusive design and may not be duplicated in any manner. Use of this design in the creation of another product design is also strictly prohibited.

*****Allowable spend is domestic (US) spend in categories in which we have diverse suppliers from which to choose. Compared to non-allowable spend which includes categories in which we do not have domestic, small or diverse suppliers available to meet our needs.



Visit shawcontract.com/testing for more information.

Available Colorways

					
Honey 63103 LRV 21.1 V2 - Slight Variation	Pebble 63111 LRV 42.8 V2 - Slight Variation	Silk 63121 LRV 42.4 V2 - Slight Variation	Rattan 63140 LRV 36.3 V2 - Slight Variation	Feather 63155 LRV 21 V2 - Slight Variation	Sand 63250 LRV 32 V2 - Slight Variation
					
Ink 63549 LRV 7.7 V2 - Slight Variation	Almond 63703 LRV 13.3 V2 - Slight Variation	Latte 63720 LRV 22.2 V2 - Slight Variation	Cinder 63760 LRV 12.8 V2 - Slight Variation		

Color and Visual Variation Index

Shade and texture variation is inherent in all resilient products and can vary significantly from piece to piece. Samples should be used to assess color.

V1		V2		V3		V4	
Uniform Appearance		Slight Variation		Moderate Variation		Substantial Variation	