

Reside 8 Mil

Collection	Reside	
Style Number	4099V	
Construction class	Light Commercial Luxury Vinyl Tile	
Finish	ExoGuard®	
	U.s.	Metric
Nominal Dimensions	6 in w x 47 in l	15 cm w x 120 cm l
Actual Dimensions	5.91 in w x 47.24 in l	15.01 cm w x 119.99 cm l
Wear Layer Thickness	8 mil (0.008 in)	0.2 mm
Overall Product Thickness	0.079 in	2 mm
Edge Profile	Squared Edge	
Installation Type	Dry Back	
Installation	Direct Glue	
Recommended Adhesive	S150-95 Resilient Tile Spray, , 4200 Resilient Tile 4 Gallon, 2200 Semi-Wet Resilient 4 Gallon Pail, 2200 Semi-Wet Resilient 1 Gallon Pail, or 4151 Multi-Use Premium 4 Gallon	

Packaging

Pieces Per Box	27 pcs	
Area Per Box	52.3 sq ft	4.86 sq m
Weight Per Box	41 lbs	18.6 kg

Recommended Installation Method



Coordinating Products

LVT: Reside 12 Mil, Reside 6 Mil, Reside 20 Mil

Performance + Testing

Static Load (Astm F970)	Passes (Modified), *1500 lbs	This Test Is Intended To Compare Relative Properties Of Different Styles And Constructions. Results Are Based On A Laboratory Test And Used For Comparative Purposes - Real Life Load Limit May Vary.
Residual Indentation (Astm F1914)	Passes	
Resistance To Heat (Astm F1514)	Passes	
Resistance To Light (Astm F1515)	Passes	
Resistance To Chemicals (Astm F925)	Passes	
Radiant Panel (Astm E648)	Passes, Class I	
Coefficient Of Friction (Astm D2407, Slip Resistance)	≥0.5, meets the recommended static coefficient of friction for ADA walking surfaces	
Test Reports may be included or listed by the manufacturing/inventory style number as opposed to the noted selling style number.		

Warranties

[5 Year Commercial Limited](#)

Diversity & Inclusion

We believe all humans are equal. Individually and collectively, we need to proactively create and promote opportunities that give everybody an equal footing in life. We nurture an environment where every voice and perspective can be heard, and proactively promote accessibility and inclusivity inside our network and beyond. One proof point is our ability to meet the criteria of the Social Fairness pillar of the Cradle to Cradle Product Standard. At Shaw Industries, we promote supplier participation that is reflective of Shaw's diverse customer base and local community. More than 42% of our spend\*\*\*\*\* is with small and diverse businesses. We believe having a strong Supplier Diversity Program is strategic for bringing more innovation to our businesses and openingnew markets for growth.

Attributes + Certifications

Health & Wellbeing

Material Ingredient Transparency  
Indoor Air Quality

Health Product Declaration (HPD) | 1000 ppm Disclosure  
FloorScore® | Certified

Climate Impact

Environmental Product Declaration (EPD)  
  
Embodied Carbon (Cradle to Gate)  
Total Recycled Content

3rd Party Certified in Accordance with ISO 14025, EN 15804, & ISO 21930:2017  
6.05 Kg Co<sub>2</sub>/M<sup>2</sup>  
0% (Pre-Consumer 0% | Post-Consumer 0%)

Global Product Assessment

Country of Origin | Imported

Green Leed Contribution Credit

MR Credit: Building Product Disclosure and Optimization  
Material Ingredients - Option 1: Material Ingredient Reporting  
  
MR Credit: Building Product Disclosure and Optimization  
Environmental Product Declarations - Option 1: Environmental Product Declaration (EPD)  
  
EQ Credit: Low Emitting Materials  
Option 1: Product Category Calculations

Health Product Declaration (HPD) | 100 Ppm Disclosure  
  
3rd Party Certified in Accordance with ISO 14025, EN 15804, & ISO 21930:2017  
FloorScore Certified

[Installation Guidelines](#)










[Maintenance Guidelines](#)

Please visit [www.shawcontract.com](http://www.shawcontract.com) for the most current warranty information.  
Specifications are subject to nominal manufacturing variance. Material supply  
and/or manufacturing processes may necessitate changes without notice.

This product is an exclusive design and may not be duplicated in any manner. Use of  
this design in the creation of another product design is also strictly prohibited.  
\*\*\*\*\*Allowable spend is domestic (US) spend in categories in which we have diverse  
suppliers from which to choose. Compared to non-allowable spend which includes  
categories in which we do not have domestic, small or diverse suppliers available to  
meet our needs.

Visit [shawcontract.com/testing](http://shawcontract.com/testing) for more information.

Available Colorways

 Gaze 94112	 Rest 94121	 Hearth 94140	 Await 94145	 Level Plain 94150	 Inhabit 94155
 Prairie Mist 94240	 Ease 94245	 Dwelling 94250	 Dusk 94500	 Abode 94506	 Altitude 94516
 Contentment 94564	 Pause 94580	 Solace 94700	 Shelter 94710	 Assurance 94730	 Retreat 94740
 Subdue 94775	 Fulfill 94790				