

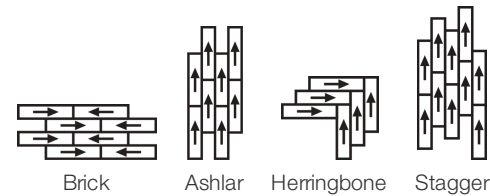
Reside 8 Mil

Collection	Reside	
Style Number	4099V	
Construction	Light Commercial Luxury Vinyl Tile	
Finish	ExoGuard®	
	U.S.	Metric
Nominal Dimensions	6 in w x 47 in l	15 cm w x 120 cm l
Actual Dimensions	5.91 in w x 47.24 in l	15.01 cm w x 119.99 cm l
Wear Layer Thickness	8 mil (0.008 in)	0.2 mm
Overall Thickness	0.079 in	2 mm
Edge Profile	Squared Edge	
Installation Type	Dry Back	
Installation	Direct Glue	
Recommended Adhesive	S150-95 Resilient Tile Spray, , 4200 Resilient Tile 4 Gallon, 2200 Semi-Wet Resilient 4 Gallon Pail, 2200 Semi-Wet Resilient 1 Gallon Pail, or 4151 Multi-Use Premium 4 Gallon	

Packaging

Pieces per Carton	27 pcs	
Area per Carton	52.3 sq ft	4.86 sq m
Weight per Carton	41 lbs	18.6 kg

Recommended Installation Method



Coordinating Products

LVT: Reside 12 Mil, Reside 6 Mil, Reside 20 Mil

Performance + Testing

Static Load (ASTM F970)	Passes (Modified), *1500 lbs	*This test is intended to compare relative properties of different styles and constructions. Results are based on a laboratory test and used for comparative purposes - real life load limit may vary.
Residual Indentation (ASTM F1914)	Passes	
Resistance to Heat (ASTM F1514)	Passes	
Resistance to Light (ASTM F1515)	Passes	
Resistance to Chemicals (ASTM F925)	Passes	
Radiant Panel (ASTM E648)	Passes, Class I	
Coefficient of Friction (ASTM D2047, Slip Resistance)	≥0.5, meets the recommended static coefficient of friction for ADA walking surfaces	
Test Reports may be included or listed by the manufacturing/inventory style number as opposed to the noted selling style number.		

Warranties

[5 Year Light Commercial Limited Warranty](#)

Diversity & Inclusion

We promote supplier participation that is reflective of Shaw Industries' diverse customer base and local community. We believe having a strong Supplier Diversity Program is strategic for bringing more innovation to our businesses and opening new markets for growth.

Material Health & Environmental Certifications

Health & Wellbeing

Material Ingredient Transparency
Indoor Air Quality

Health Product Declaration (HPD) | 1000 ppm Disclosure
FloorScore® | Certified

Climate Impact

Environmental Product Declaration (EPD)

Embodied Carbon (Cradle to Gate)
Life-Cycle Carbon Emissions
Total Recycled Content

3rd Party Certified in Accordance with ISO 14025, EN 15804, & ISO 21930:2017
6.05 Kg CO₂/M²
Low Embodied Carbon
0% (Pre-Consumer 0% | Post-Consumer 0%)

Global Product Assessment

Country of Origin | Imported

WELL V2 Contribution Credit

X01 Fundamental Material Precautions
Part 1: (C): Restrict Asbestos Precondition

X08 Hazardous Material Reduction
Part 1: Limit Hazardous Materials Optimization

X10 Volatile Compound Reduction
Part 1 (A): Manage Volatile Organic Compounds (VOCs) Optimization

X10 Volatile Compound Reduction
Part 2: Manage Semi-Volatile Organic Compounds (SVOCs) Optimization

X11 Long Term Emissions Control
Part 2: Flooring Optimization

Absence of Asbestos

Absence of Heavy Metals

Absence of Halogenated Flame Retardants

Ortho-Phthalates

FloorScore Certificate

Leed v4 Contribution Credits

MR Credit: Building Product Disclosure and Optimization
Material Ingredients - Option 1: Material Ingredient Reporting

MR Credit: Building Product Disclosure and Optimization
Environmental Product Declarations - Option 1: Environmental Product Declaration (EPD)

EQ Credit: Low Emitting Materials
Option 1: Product Category Calculations

Health Product Declaration (HPD) | 100 Ppm Disclosure

3rd Party Certified in Accordance with ISO 14025, EN 15804, & ISO 21930:2017
FloorScore Certified

[Installation Guidelines](#)





















[Maintenance Guidelines](#)

Please visit www.shawcontract.com for the most current warranty information. Specifications are subject to nominal manufacturing variance. Material supply and/or manufacturing processes may necessitate changes without notice.

This product is an exclusive design and may not be duplicated in any manner. Use of this design in the creation of another product design is also strictly prohibited.

Visit shawcontract.com/testing for more information.

Available Colorways

					
Gaze 94112	Rest 94121	Hearth 94140	Await 94145	Level Plain 94150	Inhabit 94155
					
Prairie Mist 94240	Ease 94245	Dwelling 94250	Dusk 94500	Abode 94506	Altitude 94516
					
Contentment 94564	Pause 94580	Solace 94700	Shelter 94710	Assurance 94730	Retreat 94740
					
Subdue 94775	Fulfill 94790				

