

Reside 8 Mil

Colección	Reside	
Número De Estilo	4099V	
Construcción	Luxury Vinyl Tile De Uso Comercial Ligero	
clase		
Terminación	ExoGuard®	
	U.s.	Metric
Dimensiones Nominales	6 in w x 47 in l	15 cm w x 120 cm l
Dimensiones Reales	5.91 in w x 47.24 in l	15.01 cm w x 119.99 cm l
Desgaste De La Capa De Uso	8 mil (0.008 in)	0.2 mm
Espesor Total Del Producto	0.079 in	2 mm
Perfil De Borde	Borde Cuadrado	
Installation Type	Dry Back	
Instalación	Direct Glue	
Adhesivo Recomendado	S150-95 Resilient Tile Spray, , 4200 Resilient Tile 4 Gallon, 2200 Semi-Wet Resilient 4 Gallon Pail, 2200 Semi-Wet Resilient 1 Gallon Pail, or 4151 Multi-Use Premium 4 Gallon	

Embalaje

Piezas Por Caja	27 pcs	
Área Por Caja	52.3 sq ft	4.86 sq m
Peso Por Caja	41 lbs	18.6 kg

Método De Instalación Recomendado



Productos Que Combinan

LVT: Reside 12 Mil, Reside 6 Mil, Reside 20 Mil

Desempeño + Pruebas

Carga Estática (Astm F970)	Passes (Modified), *1500 lbs	Esta Prueba Tiene La Función De Comparar Propiedades Relativas De Diferentes Estilos Y Construcciones. Los Resultados Se Basan En Una Prueba De Laboratorio Y Se Utilizan Con Fines Comparativos: El Límite De Carga En La Vida Real Puede Variar.
Margen Adicional Residual (Astm F1914)	Passes	
Resistencia Al Calor (Astm F1514)	Passes	
Resistencia A La Luz (Astm F1515)	Passes	
Resistencia A Productos Químicos (Astm F925)	Passes	
Panel Radiante (Astm E648)	Passes, Class I	
Coefficiente De Fricción (Astm D2407, Resistencia Al Deslizamiento)	≥0.5, meets the recommended static coefficient of friction for ADA walking surfaces	

Test Reports may be included or listed by the manufacturing/inventory style number as opposed to the noted selling style number.

Garantías

5 Años Limitado A Uso Comercial

Diversity & Inclusion

We believe all humans are equal. Individually and collectively, we need to proactively create and promote opportunities that give everybody an equal footing in life. We nurture an environment where every voice and perspective can be heard, and proactively promote accessibility and inclusivity inside our network and beyond. One proof point is our ability to meet the criteria of the Social Fairness pillar of the Cradle to Cradle Product Standard. At Shaw Industries, we promote supplier participation that is reflective of Shaw's diverse customer base and local community. More than 42% of our spend\*\*\*\*\* is with small and diverse businesses. We believe having a strong Supplier Diversity Program is strategic for bringing more innovation to our businesses and openingnew markets for growth.

Atributos + Certificaciones

Health & Wellbeing

Material Ingredient Transparency

Indoor Air Quality

Health Product Declaration (HPD) | 1000 ppm Disclosure  
FloorScore® | Certificado

Climate Impact

Environmental Product Declaration (EPD)

Embodied Carbon (Cradle to Gate)

Total Recycled Content

Certificado Tercerizado De Acuerdo Con La Norma ISO 14025, EN 15804, & ISO 21930:2017  
6.05 Kg Co<sub>2</sub>/M<sup>2</sup>  
0% (Pre-Consumer 0% | Post-Consumer 0%)

Global Product Assessment

Country of Origin | Imported

Contribución Para Créditos Leed

Crédito MR: Divulgación y optimización de productos de construcción  
Ingredientes de materiales - Opción 1: Informe de ingredientes de los materiales

Crédito MR: Divulgación y optimización de productos de construcción  
Declaraciones ambientales de productos - Opción 1: Declaración ambiental de productos (EPD)

Crédito EQ: Materiales de baja emisión  
Opción 1: Cálculos de categoría de producto

Health Product Declaration (HPD) | 100 Ppm Disclosure

3rd Party Certified in Accordance with ISO 14025, EN 15804, & ISO 21930:2017

FloorScore Certified

Installation Guidelines  
Maintenance Guidelines










Please visit [www.shawcontract.com](http://www.shawcontract.com) for the most current warranty information. Specifications are subject to nominal manufacturing variance. Material supply and/or manufacturing processes may necessitate changes without notice.

This product is an exclusive design and may not be duplicated in any manner. Use of this design in the creation of another product design is also strictly prohibited.

\*\*\*\*\*Allowable spend is domestic (US) spend in categories in which we have diverse suppliers from which to choose. Compared to non-allowable spend which includes categories in which we do not have domestic, small or diverse suppliers available to meet our needs.

Visit [shawcontract.com/testing](http://shawcontract.com/testing) for more information.

Available Colorways

 Gaze 94112	 Rest 94121	 Hearth 94140	 Await 94145	 Level Plain 94150	 Inhabit 94155
 Prairie Mist 94240	 Ease 94245	 Dwelling 94250	 Dusk 94500	 Abode 94506	 Altitude 94516
 Contentment 94564	 Pause 94580	 Solace 94700	 Shelter 94710	 Assurance 94730	 Retreat 94740
 Subdue 94775	 Fulfill 94790				