

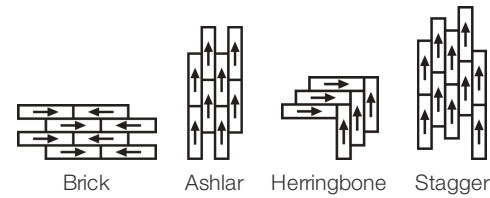
Reside 8 Mil

Coleção	Reside	
Número Do Produto	4099V	
Construção	Vinílico De Luxo Em Régua (Lvt) Com Fibra De Vidro	
classe	ExoGuard®	
Acabamento	U.s.	Metric
Dimensões Nominais	6 in w x 47 in l	15 cm w x 120 cm l
Dimensões Reais	5.91 in w x 47.24 in l	15.01 cm w x 119.99 cm l
Espessura Da Camada De Uso	8 mil (0.008 in)	0.2 mm
Espessura Total Do Produto	0.079 in	2 mm
Perfil De Borda	Borda Quadrada	
Installation Type	Dry Back	
Instalação	Direct Glue	
Adesivo Recomendado	S150-95 Resilient Tile Spray, , 4200 Resilient Tile 4 Gallon, 2200 Semi-Wet Resilient 4 Gallon Pail, 2200 Semi-Wet Resilient 1 Gallon Pail, or 4151 Multi-Use Premium 4 Gallon	

Empacotamento

Peças Por Caixa	27 pcs	
Área Por Caixa	52.3 sq ft	4.86 sq m
Peso Por Caixa	41 lbs	18.6 kg

Método De Instalação Recomendado



Produtos Coordenados

LVT: Reside 12 Mil, Reside 6 Mil, Reside 20 Mil

Desempenho + Teste

Carga Estática (Astm F970)	Passes (Modified), *1500 lbs	Este Teste Tem Como Objetivo Comparar Propriedades Relativas De Diferentes Estilos E Construções. Os Resultados São Baseados Em Um Teste De Laboratório E Usados Para Fins Comparativos - O Limite De Carga Na Vida Real Pode Variar.
Recuo Residual (Astm F1914)	Passes	
Resistência Ao Calor (Astm F1514)	Passes	
Resistência À Luz (Astm F1515)	Passes	
Resistência A Produtos Químicos (Astm F925)	Passes	
Painel Radiante (Astm E648)	Passes, Class I	
Coefficiente De Atrito (Astm D2407, Resistência Ao Deslizamento)	≥0.5, meets the recommended static coefficient of friction for ADA walking surfaces	

Test Reports may be included or listed by the manufacturing/inventory style number as opposed to the noted selling style number.

Garantias

[5 Anos Comercial Limitada](#)

Diversity & Inclusion

We believe all humans are equal. Individually and collectively, we need to proactively create and promote opportunities that give everybody an equal footing in life. We nurture an environment where every voice and perspective can be heard, and proactively promote accessibility and inclusivity inside our network and beyond. One proof point is our ability to meet the criteria of the Social Fairness pillar of the Cradle to Cradle Product Standard. At Shaw Industries, we promote supplier participation that is reflective of Shaw's diverse customer base and local community. More than 42% of our spend***** is with small and diverse businesses. We believe having a strong Supplier Diversity Program is strategic for bringing more innovation to our businesses and openingnew markets for growth.

Atributos + Certificações

Health & Wellbeing

Material Ingredient Transparency
Indoor Air Quality

Health Product Declaration (HPD) | 1000 ppm Disclosure
FloorScore® | Certificado

Climate Impact

Environmental Product Declaration (EPD)

Embodied Carbon (Cradle to Gate)
Total Recycled Content

3rd Party Certified De Acordo Com ISO 14025, EN 15804, & ISO 21930:2017
6.05 Kg Co₂/M²
0% (Pre-Consumer 0% | Post-Consumer 0%)

Global Product Assessment

Country of Origin | Imported

Crédito De Contribuição

MR Credit: Divulgação e otimização de produtos de construção
Ingredientes materiais - Opção 1: Relatório de ingredientes materiais

MR Credit: Divulgação e otimização de produtos de construção
Declarações ambientais do produto - Opção 1: Declaração ambiental do produto (EPD)

Crédito de EQ: Materiais de baixa emissão
Opção 1: cálculos de categoria de produto

Health Product Declaration (HPD) | 100 Ppm Disclosure

3rd Party Certified in Accordance with ISO 14025, EN 15804, & ISO 21930:2017
FloorScore Certified

[Installation Guidelines](#)
[Maintenance Guidelines](#)











Please visit www.shawcontract.com for the most current warranty information.
Specifications are subject to nominal manufacturing variance. Material supply and/or manufacturing processes may necessitate changes without notice.

This product is an exclusive design and may not be duplicated in any manner. Use of this design in the creation of another product design is also strictly prohibited.

*****Allowable spend is domestic (US) spend in categories in which we have diverse suppliers from which to choose. Compared to non-allowable spend which includes categories in which we do not have domestic, small or diverse suppliers available to meet our needs.

Visit shawcontract.com/testing for more information.

Available Colorways

 Gaze 94112	 Rest 94121	 Hearth 94140	 Await 94145	 Level Plain 94150	 Inhabit 94155
 Prairie Mist 94240	 Ease 94245	 Dwelling 94250	 Dusk 94500	 Abode 94506	 Altitude 94516
 Contentment 94564	 Pause 94580	 Solace 94700	 Shelter 94710	 Assurance 94730	 Retreat 94740
 Subdue 94775	 Fulfill 94790				