

Basis

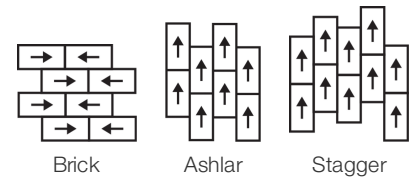
Collection	Mineralfloor	
Style Number	4339V	
Construction	Rigid Mineral Core With Inline Level Edge Profile	
class	Class I, Type B	
	U.s.	Metric
Nominal Dimensions	12 in w x 23 in l	30 cm w x 60 cm l
Actual Dimensions	11.73 in w x 23.46 in l	29.79 cm w x 59.59 cm l
Overall Product Thickness	0.236 in	6 mm
Edge Profile	Bevel	
Installation Type	InLine Level Edge	
Installation	Direct Glue	
Recommended Adhesive	3 in 1 Ultra Rigid Mineral Core 4 Gallon	

Packaging

Pieces Per Box	12 pcs	
Area Per Box	22.94 sq ft	2.13 sq m
Weight Per Box	40.34 lbs	18.3 kg



Recommended Installation Method



Coordinating Products

Rigid Core: Origin

Performance + Testing

Residual Indentation (Astm F1914)	Passes
Resistance To Heat (Astm F1514)	Passes
Resistance To Light (Astm F1515)	Passes
Resistance To Chemicals (Astm F925)	Passes
Radiant Panel (Astm E648)	Passes, Class I
Coefficient Of Friction (Astm D2407, Slip Resistance)	≥0.5, meets the recommended static coefficient of friction for ADA walking surfaces

Test Reports may be included or listed by the manufacturing/inventory style number as opposed to the noted selling style number.

Warranties

[15 Year Commercial Limited](#)

Attributes + Certifications

Health & Wellbeing

Indoor Air Quality

FloorScore® | Certified

Climate Impact

Total Recycled Content

0% (Pre-Consumer 0% | Post-Consumer 0%)

Global Product Assessment

Country of Origin | China

Green Leed Contribution Credit


MR Credit: Building Product Disclosure and Optimization
Environmental Product Declarations - Option 1: Environmental Product Declaration (EPD)
EQ Credit: Low Emitting Materials
Option 1: Product Category Calculations

3rd Party Certified in Accordance with ISO 14025, EN 15804, & ISO 21930:2017
FloorScore Certified


[Installation Guidelines](#)
[Maintenance Guidelines](#)

Please visit www.shawcontract.com for the most current warranty information.
Specifications are subject to nominal manufacturing variance. Material supply and/or manufacturing processes may necessitate changes without notice.
This product is an exclusive design and may not be duplicated in any manner. Use of this design in the creation of another product design is also strictly prohibited.
*****Allowable spend is domestic (US) spend in categories in which we have diverse suppliers from which to choose. Compared to non-allowable spend which includes categories in which we do not have domestic, small or diverse suppliers available to meet our needs.
Visit shawcontract.com/testing for more information.


Available Colorways




Formation 39155
V2 - Slight Variation




Elaborate 39504
V2 - Slight Variation




Intrinsic 39520
V2 - Slight Variation




Configuration 39530
V2 - Slight Variation



Actualize 39535
V2 - Slight Variation



Matrix 39585
V2 - Slight Variation



Source 39595
V2 - Slight Variation

Color and Visual Variation Index

Shade and texture variation is inherent in all resilient products and can vary significantly from piece to piece. Samples should be used to assess color.

