

Basis

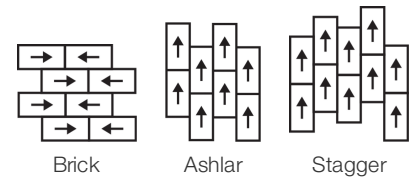
Collection	Mineralfloor	
Style Number	4339V	
Construction	Rigid Mineral Core With Inline Level Edge Profile	
Class / ASTM F3261	Class I, Type B	
	U.S.	Metric
Nominal Dimensions	12 in w x 23 in l	30 cm w x 60 cm l
Actual Dimensions	11.73 in w x 23.46 in l	29.79 cm w x 59.59 cm l
Overall Thickness	0.236 in	6 mm
Edge Profile	Bevel	
Installation Type	InLine Level Edge	
Installation	Direct Glue	
Recommended Adhesive	3 in 1 Ultra Rigid Mineral Core 4 Gallon	

Packaging

Pieces per Carton	12 pcs	
Area per Carton	22.94 sq ft	2.13 sq m
Weight per Carton	40.34 lbs	18.3 kg



Recommended Installation Method



Coordinating Products

Rigid Core: Origin

Performance + Testing

Static Load (ASTM F970)	Passes (Modified), *2500 lbs	*This test is intended to compare relative properties of different styles and constructions. Results are based on a laboratory test and used for comparative purposes - real life load limit may vary.
Residual Indentation (ASTM F1914)	Passes	
Resistance to Heat (ASTM F1514)	Passes	
Resistance to Light (ASTM F1515)	Passes	
Resistance to Chemicals (ASTM F925)	Passes	
Radiant Panel (ASTM E648)	Passes, Class I	
Coefficient of Friction (ASTM D2047, Slip Resistance)	≥0.5, meets the recommended static coefficient of friction for ADA walking surfaces	
Test Reports may be included or listed by the manufacturing/inventory style number as opposed to the noted selling style number.		

Warranties

15 Year Commercial Limited Warranty

Diversity & Inclusion

We believe all humans are equal. Individually and collectively, we need to proactively create and promote opportunities that give everybody an equal footing in life. We nurture an environment where every voice and perspective can be heard, and proactively promote accessibility and inclusivity inside our network and beyond. One proof point is our ability to meet the criteria of the Social Fairness pillar of the Cradle to Cradle Product Standard. At Shaw Industries, we promote supplier participation that is reflective of Shaw’s diverse customer base and local community. More than 42% of our spend***** is with small and diverse businesses. We believe having a strong Supplier Diversity Program is strategic for bringing more innovation to our businesses and openingnew markets for growth.

Material Health & Environmental Certifications

Health & Wellbeing	
Indoor Air Quality	FloorScore® Certified
Climate Impact	
Total Recycled Content	0% (Pre-Consumer 0% Post-Consumer 0%)
Global Product Assessment	Country of Origin China

WELL V2 Contribution Credit

X01 Fundamental Material Precautions Part 1: (C): Restrict Asbestos Precondition	Absence of Asbestos
X08 Hazardous Material Reduction Part 1: Limit Hazardous Materials Optimization	Absence of Heavy Metals
X10 Volatile Compound Reduction Part 1 (A): Manage Volatile Organic Compounds (VOCs) Optimization	Absence of Halogenated Flame Retardants
X10 Volatile Compound Reduction Part 2: Manage Semi-Volatile Organic Compounds (SVOCs) Optimization	Ortho-Phthalates
X11 Long Term Emissions Control Part 2: Flooring Optimization	FloorScore Certificate

Leed v4 Contribution Credits

MR Credit: Building Product Disclosure and Optimization
Environmental Product Declarations - Option 1: Environmental Product Declaration (EPD)

EQ Credit: Low Emitting Materials
Option 1: Product Category Calculations

[Installation Guidelines](#)

[Maintenance Guidelines](#)

3rd Party Certified in Accordance with ISO 14025, EN 15804, & ISO 21930:2017

FloorScore Certified

Please visit www.shawcontract.com for the most current warranty information.


Specifications are subject to nominal manufacturing variance. Material supply and/or manufacturing processes may necessitate changes without notice.

This product is an exclusive design and may not be duplicated in any manner. Use of this design in the creation of another product design is also strictly prohibited.


*****Allowable spend is domestic (US) spend in categories in which we have diverse suppliers from which to choose. Compared to non-allowable spend which includes categories in which we do not have domestic, small or diverse suppliers available to meet our needs.

Visit shawcontract.com/testing for more information.


Available Colorways




Formation 39155
V2 - Slight Variation




Elaborate 39504
V2 - Slight Variation




Intrinsic 39520
V2 - Slight Variation




Configuration 39530
V2 - Slight Variation



Actualize 39535
V2 - Slight Variation



Matrix 39585
V2 - Slight Variation



Source 39595
V2 - Slight Variation

Color and Visual Variation Index

Shade and texture variation is inherent in all resilient products and can vary significantly from piece to piece. Samples should be used to assess color.

