

Basis

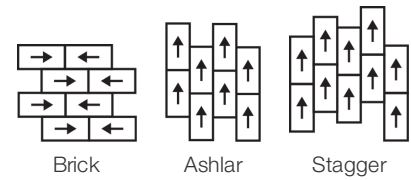
Coleção	Mineralfloor	
Número Do Produto	4339V	
Construção	Rigid Mineral Core With Inline Level Edge Profile	
classe	Class I, Type B	
	U.s.	Metric
Dimensões Nominais	12 in w x 23 in l	30 cm w x 60 cm l
Dimensões Reais	11.73 in w x 23.46 in l	29.79 cm w x 59.59 cm l
Espessura Total Do Produto	0.236 in	6 mm
Perfil De Borda	Chanfrado	
Installation Type	InLine Level Edge	
Instalação	Direct Glue	
Adesivo Recomendado	3 in 1 Ultra Rigid Mineral Core 4 Gallon	

Empacotamento

Peças Por Caixa	12 pcs	
Área Por Caixa	22.94 sq ft	2.13 sq m
Peso Por Caixa	40.34 lbs	18.3 kg



Método De Instalação Recomendado



Produtos Coordenados

Rigid Core: Origin

Desempenho + Teste

Recuo Residual (Astm F1914)	Passes
Resistência Ao Calor (Astm F1514)	Passes
Resistência À Luz (Astm F1515)	Passes
Resistência A Produtos Químicos (Astm F925)	Passes
Painel Radiante (Astm E648)	Passes, Class I
Coefficiente De Atrito (Astm D2407, Resistência Ao Deslizamento)	≥0.5, meets the recommended static coefficient of friction for ADA walking surfaces

Test Reports may be included or listed by the manufacturing/inventory style number as opposed to the noted selling style number.

Garantias

[15 Anos Comercial Limitada](#)

Atributos + Certificações

Health & Wellbeing

Indoor Air Quality

FloorScore® | Certificado

Climate Impact

Total Recycled Content

0% (Pre-Consumer 0% | Post-Consumer 0%)

Global Product Assessment

Country of Origin | China

Crédito De Contribuição

MR Credit: Divulgação e otimização de produtos de construção
Declarações ambientais do produto - Opção 1: Declaração ambiental do produto (EPD)

Crédito de EQ: Materiais de baixa emissão
Opção 1: cálculos de categoria de produto

3rd Party Certified in Accordance with ISO 14025, EN 15804, & ISO 21930:2017

FloorScore Certified


[Installation Guidelines](#)
[Maintenance Guidelines](#)

Please visit www.shawcontract.com for the most current warranty information.
Specifications are subject to nominal manufacturing variance. Material supply and/or manufacturing processes may necessitate changes without notice.


This product is an exclusive design and may not be duplicated in any manner. Use of this design in the creation of another product design is also strictly prohibited.
*****Allowable spend is domestic (US) spend in categories in which we have diverse suppliers from which to choose. Compared to non-allowable spend which includes categories in which we do not have domestic, small or diverse suppliers available to meet our needs.

Visit shawcontract.com/testing for more information.


Available Colorways




Formation 39155
V2 - Slight Variation




Elaborate 39504
V2 - Slight Variation




Intrinsic 39520
V2 - Slight Variation




Configuration 39530
V2 - Slight Variation



Actualize 39535
V2 - Slight Variation



Matrix 39585
V2 - Slight Variation



Source 39595
V2 - Slight Variation

Color and Visual Variation Index

Shade and texture variation is inherent in all resilient products and can vary significantly from piece to piece. Samples should be used to assess color.

